

**Model C-P1/C-P2
(G094/G095/G112/G113)
PARTS CATALOG**

Second edition, November 2004

Ricoh Company, LTD.

Model C-P1/C-P2 (G094/G095/G112/G113)

PARTS CATALOG

This catalog gives the numbers and names of parts on this machine.

Model C-P1/C-P2	(G094/G095/G112/G113)
Paper Feed Unit Type 400	(G360)
AD450	(G361)
Envelope Feeder Type400	(G362)

**Model C-P1/C-P2
(G094/G095/G112/G113)**

Model C-P1/C-P2 (G094/G095/G112/G113)

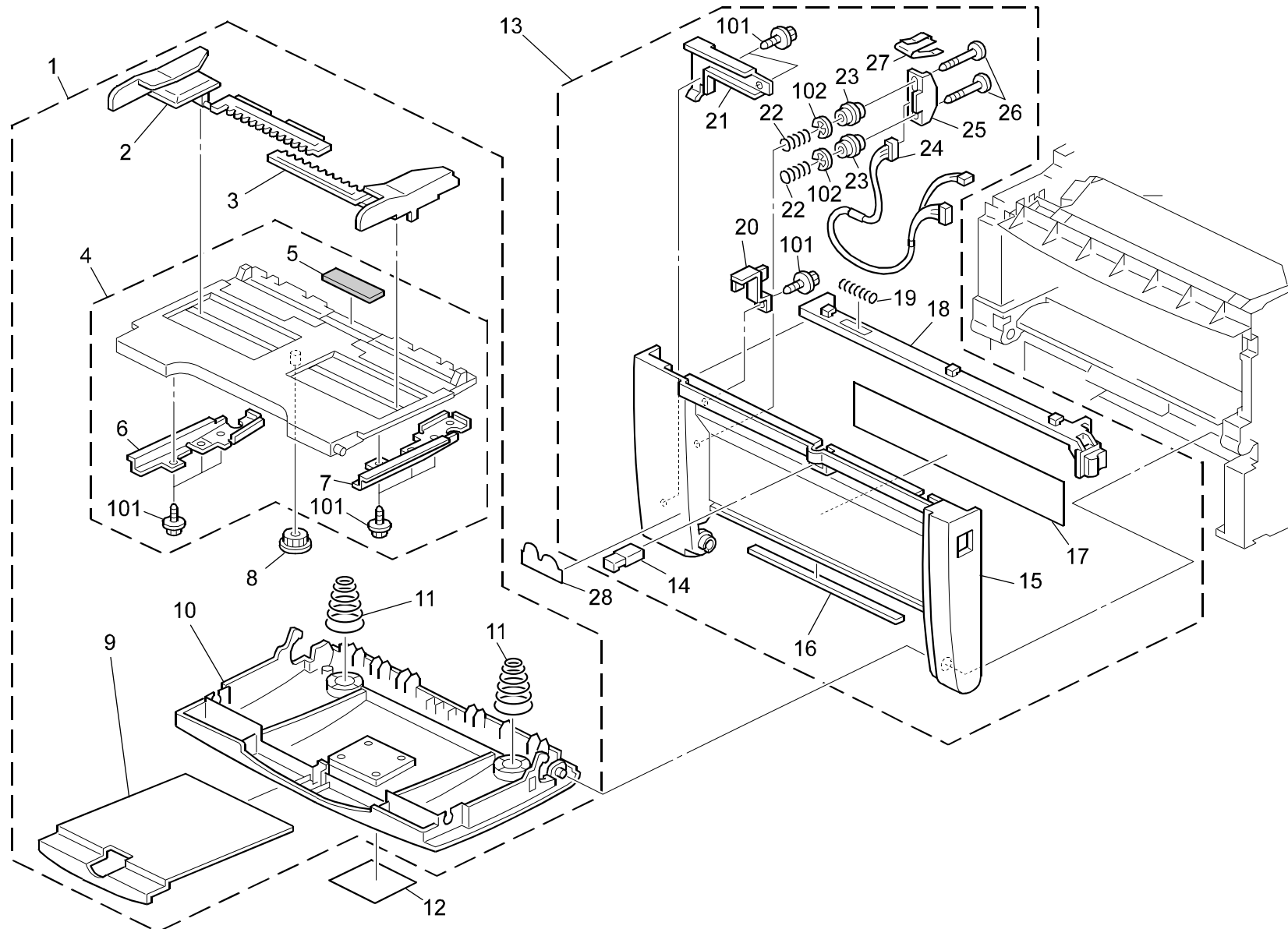
PARTS CATALOG

This catalog gives the numbers and names of parts on this machine.

1.EXTERIOR 1 (G094/G095/G112/G113).....	2	12.ELECTRICAL SECTION 1 (G094/G095/G112/G113).....	24
2.EXTERIOR 2 (G094/G095/G112/G113).....	4	13.ELECTRICAL SECTION 2 (G094/G095/G112/G113).....	26
3.LD UNIT (G094/G095/G112/G113)	6	14.MAIN CONTROL BOARD (G094).....	28
4.PAPER TRAY (G094/G095/G112/G113)	8	15.MAIN CONTROL BOARD (G095).....	38
5.PAPER REGISTRATION 1 (G094/G095/G112/G113).....	10	16.MAIN CONTROL BOARD (G112).....	50
6.PAPER REGISTRATION 5 (G094/G095/G112/G113).....	12	17.MAIN CONTROL BOARD (G113).....	58
7.TRANSFER SECTION (G094/G095/G112/G113).....	14	18.Engine BOARD (G094/G095).....	68
8.FUSING UNIT 1 (G094/G095/G112/G113)	16	19.Engine BOARD (G112/G113).....	74
9.FUSING UNIT 2 (G094/G095/G112/G113)	18	20.DECALS AND DOCUMENTS (G094/G095/G112/G113) ...	78
10.PAPER EXIT (G094/G095/G112/G113).....	20	21.SPECIAL TOOLS (G094/G095/G112/G113)	80
11.DRIVE SECTION (G094/G095/G112/G113)	22	PARTS INDEX.....	83

November ,10 ' 2004

1.EXTERIOR 1 (G094/G095/G112/G113)

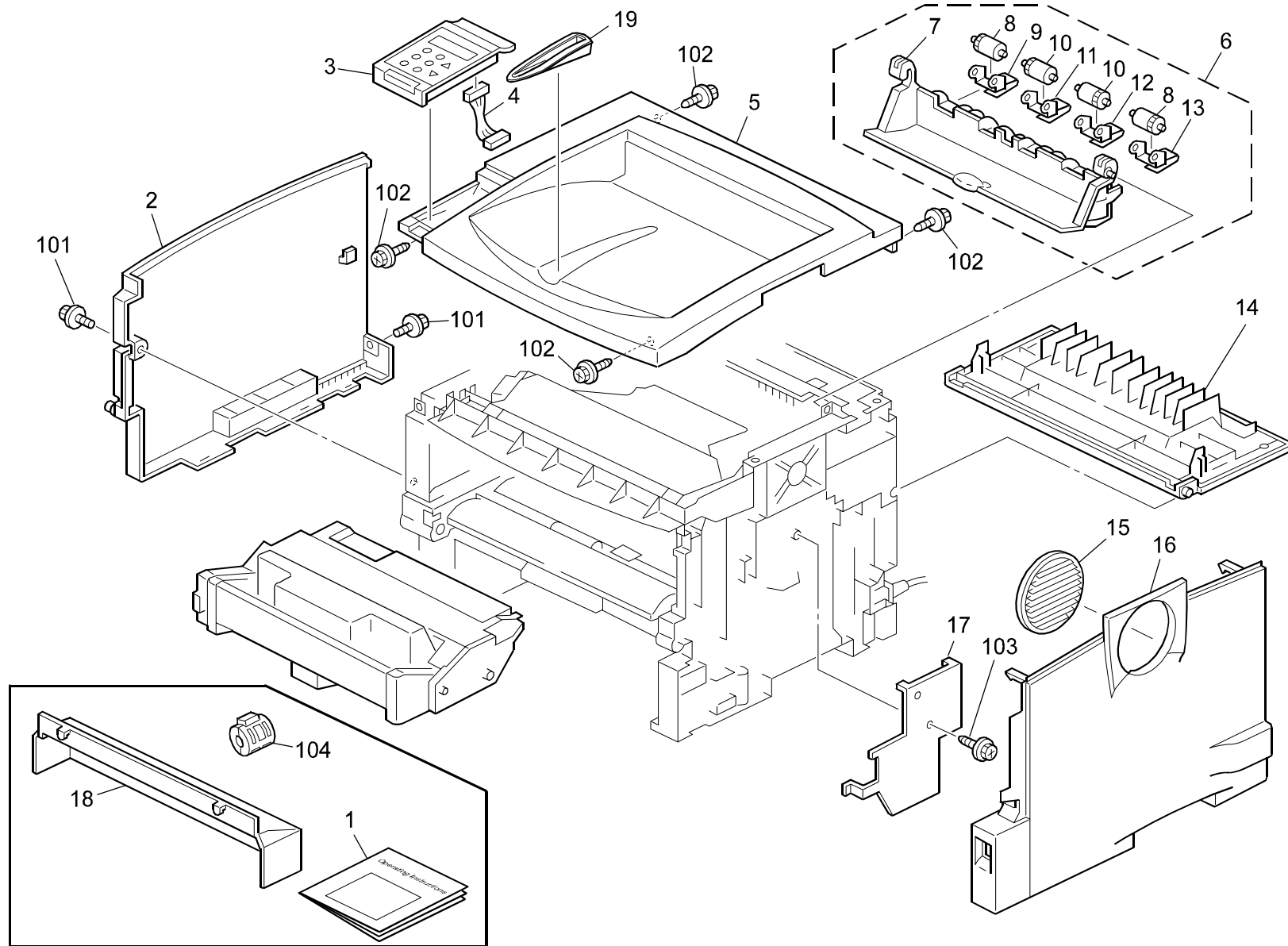


1.EXTERIOR 1 (G094/G095/G112/G113)

Index No.	Part No.	Description	Q'ty Per Assembly
1	G096 3270	Manual Feed Table Ass'y	1
2	G096 3277	Left Manual Feed Side Fence	1
3	G096 3276	Right Manual Feed Side Fence	1
4	G096 3273	Manual Feed Base Adhesion	1
5	G029 2608	Base Pad	1
6	G076 3281	Supporting Plate:Base:Manual FE	1
7	G076 3282	Supporting Plate:Base:Manual FE	1
8	G800 3133	Side Fence Gear	1
9	G096 3341	Manual Feed Extension Tray	1
10	G096 3272	Manual Feed Table Cover	1
11	G052 3278	Spring - Bypass	2
12	G094 2370	Model Name Plate EXP (G094)(RIC)	1
12	G094 2371	Model Name Plate:NST (G094)	1
12	G094 2372	Model Name Plate:REX (G094)	1
12	G094 2373	Model Name Plate:GES (G094)	1
12	G094 2375	Model Name Plate LAN (G094)	1
12	G095 2370	Model Name Plate EXP (G095)(RIC)	1
12	G095 2371	Model Name Plate NST (G095)	1
12	G095 2372	Model Name Plate REX (G095)	1
12	G095 2373	Model Name Plate GES (G095)	1
12	G095 2375	Model Name Plate LAN (G095)	1
12	G112 0403	Model Name Plate:RIC:EXP (G112)	1
12	G113 0403	Model Name Plate:Ric:EXP (G113)	1
13	G096 1506	Front Door Ass'y (NA)(G094/G095)	1
13	G098 1506	Front Door Ass'y (EU)(G094/GG95)	1
14	AG07 1007	Latch - By Pass Feed Table	1
15	G096 1566	Front Door (NA)	1
15	G098 1566	Front Door (EU)	1
16	G052 3356	Sheet - Soundproof	1
17	G096 1551	Misfeed Removal Decal	1
18	G096 1516	Door Lever	1
19	G052 1518	Spring - Lock Lever	1
20	G096 1517	Shutter Feeler	1
21	G096 1545	Harness Cover (G094/G095)	1
21	G129 1251	Harness Cover (G112/G113)	1

Index No.	Part No.	Description	Q'ty Per Assembly
22	G052 1541	Spring - Receptacle	2
23	G052 1542	Collar - Receptacle	2
24	G088 3539	Thermistor - Inner	1
25	G052 5362	Receptacle - 99RH144	1
26	G052 1543	Step Screw	2
27	G052 1544	Spring Plate - Receptacle	1
28	G094 2374	Decal- ES+PS	1
101	0450 3008B	Tapping Screw - M3x8	
102	0720 0020B	Retaining Ring - M2	

2.EXTERIOR 2 (G094/G095/G112/G113)

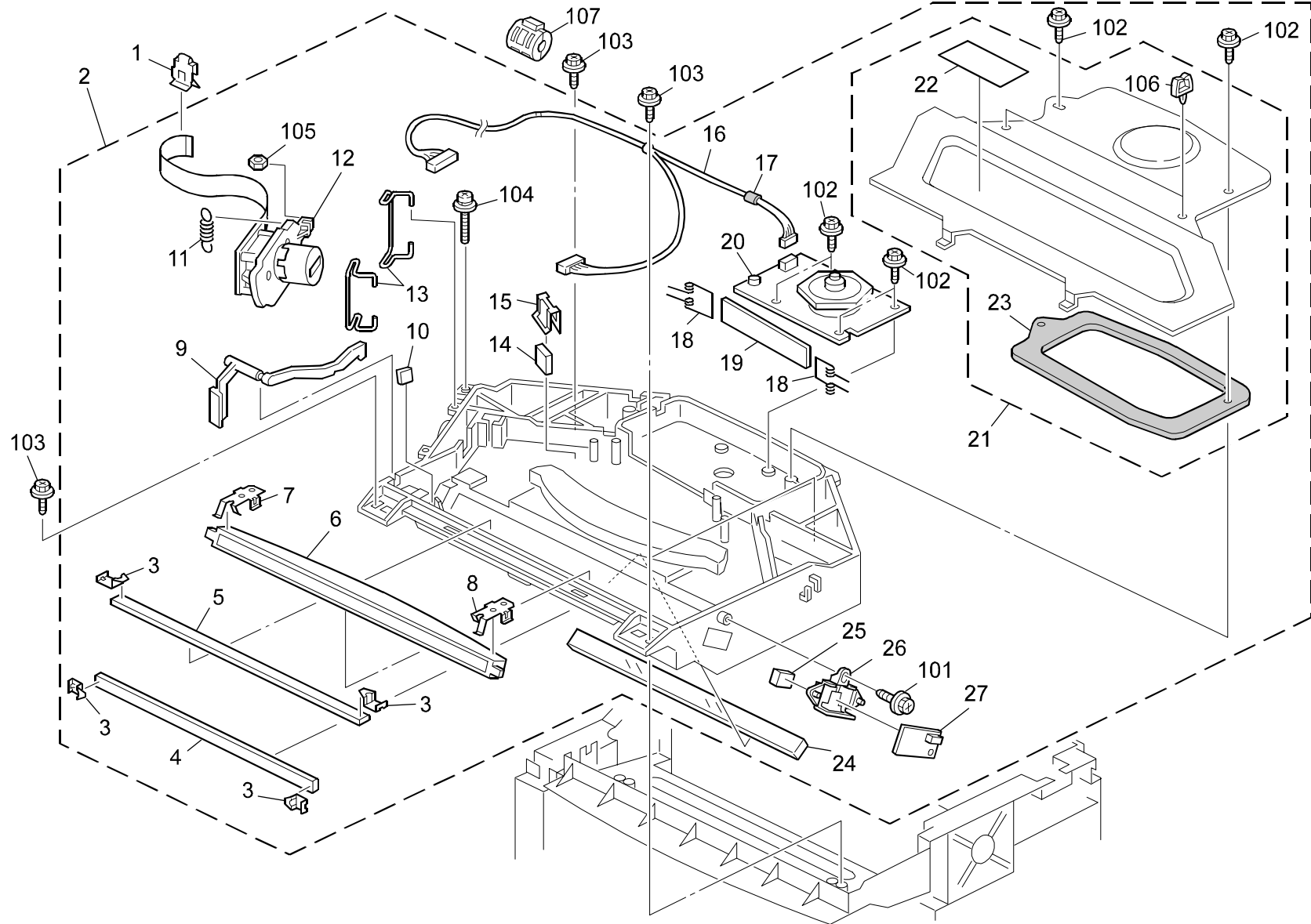


2.EXTERIOR 2 (G094/G095/G112/G113)

Index No.	Part No.	Description	Q'ty Per Assembly
1	G095 8617	Operating Instructions - AP400/400N (NA) (G094/G095)	1
1	G112 8604	O/I - Setup Guide : C-P2 (NA)(G112/G113)	1
1	G112 8610	O/I - Maintenance Guide : C-P2 (NA) (G112/G113)	1
2	G096 1564	Left Cover (NA)(G094/G095)	1
2	G098 1564	Left Cover (EU)(G094/G095)	1
2	G129 1250	Cover:Left (NA)(G112/G113)	1
2	G129 1253	Left Cover - EU (G112/G113)	1
3	G094 1920	Operation Panel Ass'y (G094/G095)	1
3	G129 1400	Operation Panel Ass'y (G112/G113)	1
4	G096 5406	Harness - Operation Panel (G094/G095)	1
4	G129 5406	Harness:Operation Panel (G112/G113)	1
5	G096 1652	Upper Cover (NA)	1
5	G098 1652	Upper Cover (EU)	1
6	G096 1509	Paper Exit Sub-unit Ass'y	1
7	G096 1512	Exit Cover	1
8	G052 4875	Inner Exit Cover Roller	2
9	G052 4871	Left Holder - Exit Driven Roller	1
10	G052 4873	Outer Exit Cover Roller	2
11	G052 4876	Left Spring Plate	1
12	G052 4877	Right Spring Plate	1
13	G052 4872	Right Holder - Exit Driven Roller	1
14	G096 1563	Rear Cover (NA)(G094/G095)	1
14	G098 1563	Rear Cover (EU)(G094/G095)	1
14	G129 1252	Cover:Rear (NA)(G112/G113)	1
14	G129 1254	Rear Cover - EU (G112/G113)	1
15	G096 1651	Louver	1
16	G096 1650	Right Cover (NA)	1
16	G098 1650	Right Cover (EU)	1
17	G096 1257	Warning Cover (Electrical)	1
18	G096 3111	Cassette Cover	1
19	G096 1653	Paper Tray Extension (NA)	1

Index No.	Part No.	Description	Q'ty Per Assembly
101	0451 3006H	Tapping Screw - 3x6	
102	0450 4010B	Tapping Screw - 4x10	
103	0450 3008B	Tapping Screw - M3x8	
104	1607 1092	Ferrite Core:RFC-10	

3.LD UNIT (G094/G095/G112/G113)

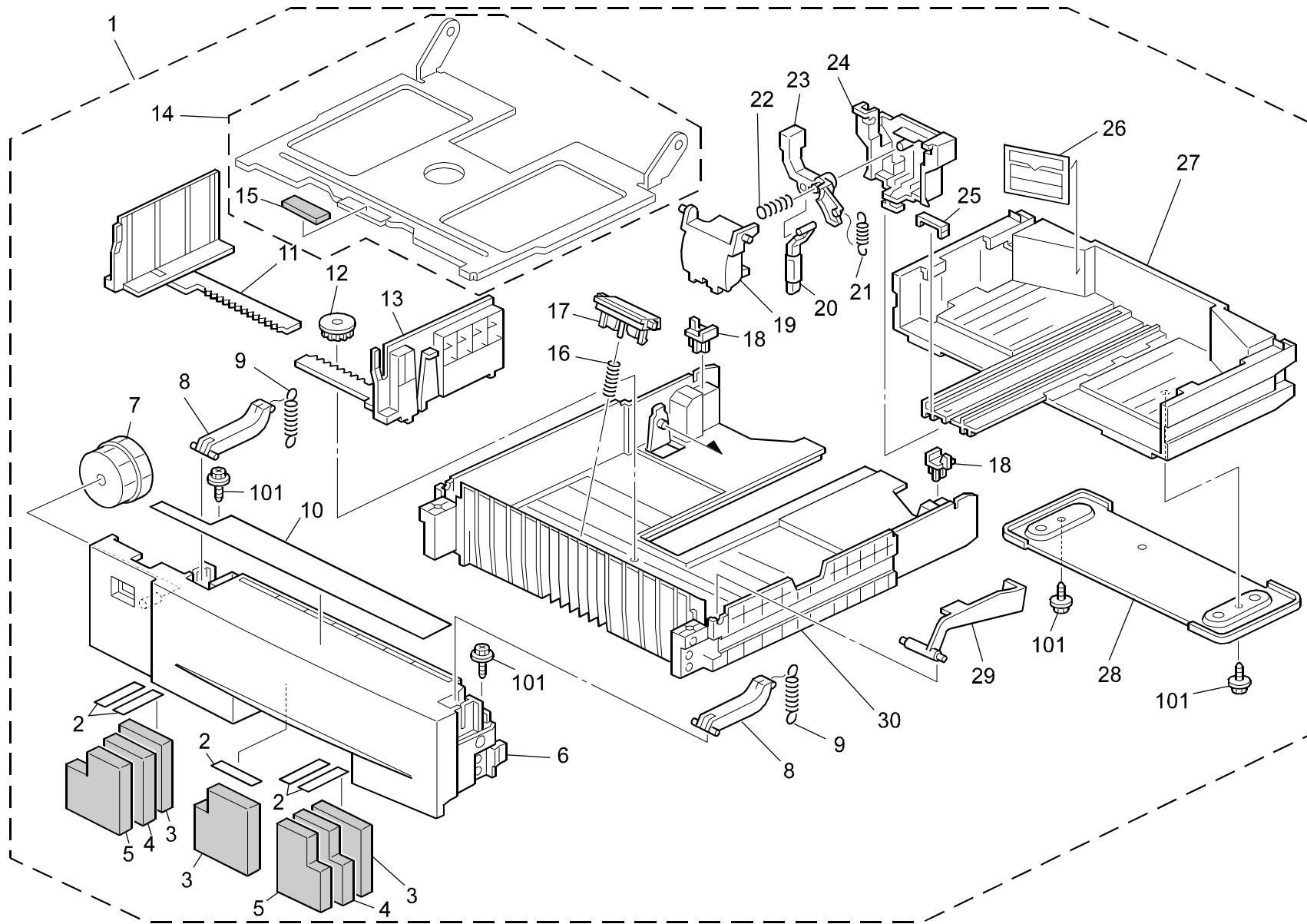


3.LD UNIT (G094/G095/G112/G113)

Index No.	Part No.	Description	Q'ty Per Assembly
1	G052 1212	Clip	1
2	G096 2702	Imaging Unit Ass'y (G094/G095)	1
2	G129 1904	Imaging Unit:EXP:Ass'y (G112/G113)	1
3	G052 2774	Mirror Clamp	4
4	GC03 0026	Mirror - 1	1
5	GC03 0027	Mirror - 2	1
6	GC02 5010	DTL	1
7	G052 2771	Right DTL Holder	1
8	G052 2772	Left DTL Holder	1
9	G052 2780	Shutter - LD	1
10	GC03 0028	Mirror - Sync Detector	1
11	G052 2764	Spring - LD Unit	1
12	G088 2760	Laser Diode Unit:Ass'y (G094/G095)	1
12	G129 1912	Laser Diode Unit Ass'y (G112/G113)	1
13	G052 2763	LD Holder	2
14	GC02 5011	Cylindrical Lens	1
15	G052 2773	Cylindrical Lens Holder	1
16	G088 5403	Harness - Polygon Mirror Motor (G094/G095)	1
16	G129 5403	Harness:Polygon Motor:Sync Detector (G112/G113)	1
17	G088 2775	Shield:Harness	1
18	G052 2777	Spring Holder - Shield Glass	2
19	GC01 5005	Shield Glass - Polygon Motor	1
20	G088 2770	Polygon Scanner - 35501rpm (G094/G095)	1
20	G129 1908	Polygon Scanner:38015rpm (G112/G113)	1
21	G088 2785	Cover:Optical Housing:Ass'y	1
22	G029 1982	LD - Decal	1
23	G088 2789	Shield:Cover:Polygon Scanner	1
24	GC01 5006	Shield Glass (G094/G095)	1
24	G129 1902	Shield Glass (G112/G113)	1
25	G029 1975	Cylindrical Lens	1
26	G052 2791	Sync Detector Holder	1
27	G052 5060	Synchronization Detector	1

Index No.	Part No.	Description	Q'ty Per Assembly
101	0450 3006B	Tapping Screw - M3x6	
102	0450 3008B	Tapping Screw - M3x8	
103	0450 3012B	Tapping Screw - 3x12	
104	0951 3016B	Philips Screw With Washer - M3x16	
105	0712 0030B	Hexagon Nut - M3	
106	1105 0229	Clamp	
107	1607 1565	Ferrite Core:Atfc-16813 (EU)	

4.PAPER TRAY (G094/G095/G112/G113)

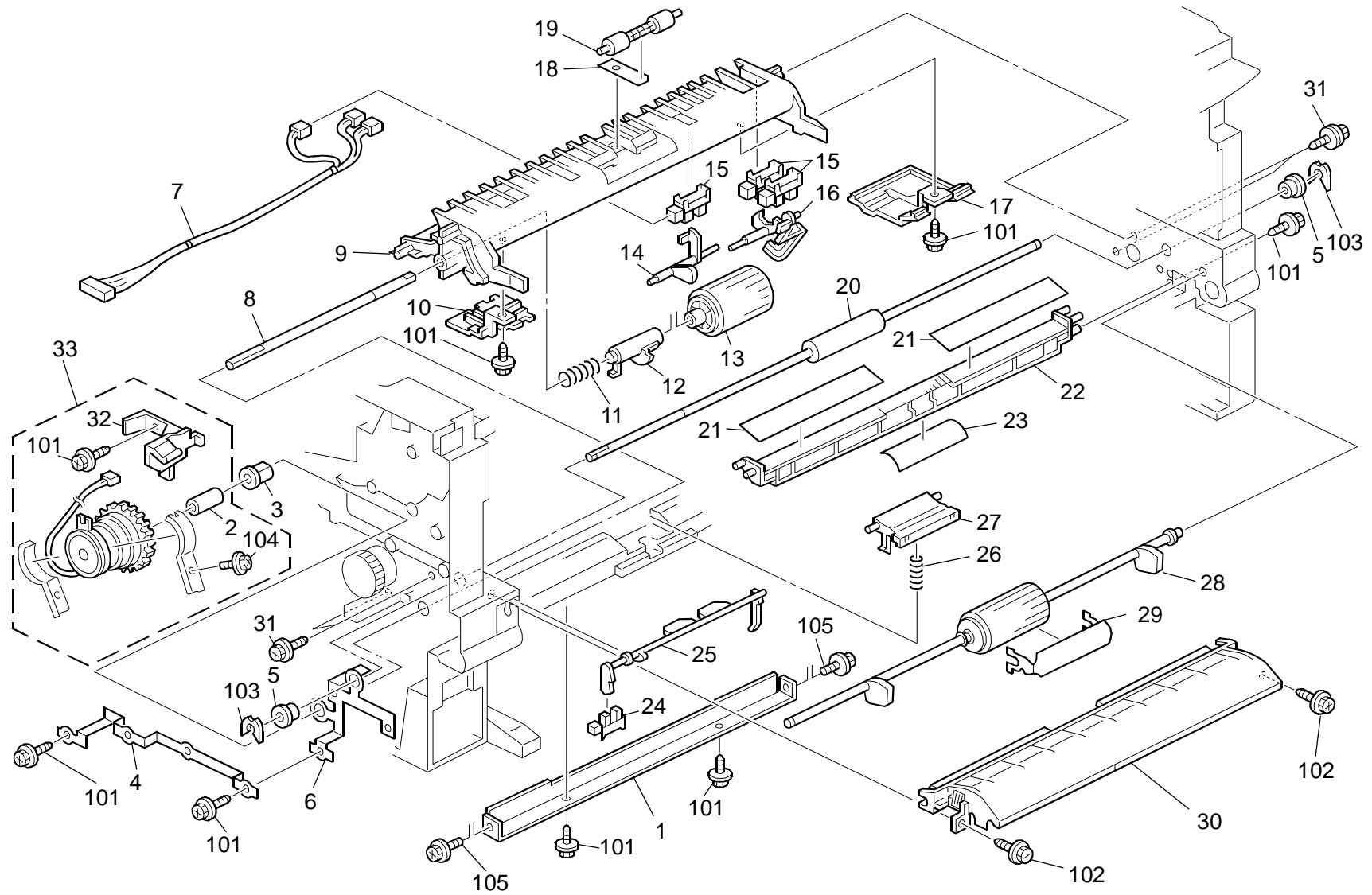


4.PAPER TRAY (G094/G095/G112/G113)

Index No.	Part No.	Description	Q'ty Per Assembly
1	G096 3050	Paper Tray Ass'y	1
2	G096 3094	Tape - Sheet : Tray	5
3	G096 3091	Sheet - Tray 1	3
4	G096 3092	Sheet - Tray 2	2
5	G096 3093	Sheet - Tray 3	2
6	G096 3052	Paper Tray Cover	1
7	G096 3075	Paper Size Sensor Board	1
8	G096 3071	Paper Tray Arm	2
9	G096 3083	Spring Tension	2
10	G096 3144	Paper Set Direction Label	1
11	G096 3055	Left Side Fence	1
12	A267 2869	Gear - 16Z	1
13	G096 3056	Right Side Fence	1
14	G096 3053	Tray Bottom Plate Adhesion	1
15	G029 2608	Base Pad	1
16	G096 3084	Separation Compression Spring	1
17	G096 3066	Friction Pad Adhesion	1
18	G029 2609	Cassette Protection	2
19	G096 3088	End Fence Pressure	1
20	G096 3087	End Fence Protection	1
21	G096 3090	End Fence Tension Spring 12n	1
22	G096 3089	End Fence Compression Spring 3.5n	1
23	G096 3086	End Fence Lever	1
24	G096 3085	End Fence	1
25	G096 3063	Paper Tray Cap	1
26	G096 3078	Protection Label	1
27	G096 3060	Rear Paper Tray	1
28	G096 3065	Paper Tray Supporting Plate	1
29	G096 3070	Paper Volume Sensor Board	1
30	G096 3051	Paper Tray	1

Index No.	Part No.	Description	Q'ty Per Assembly
101	0450 3008B	Tapping Screw - M3x8	

5.PAPER REGISTRATION 1 (G094/G095/G112/G113)



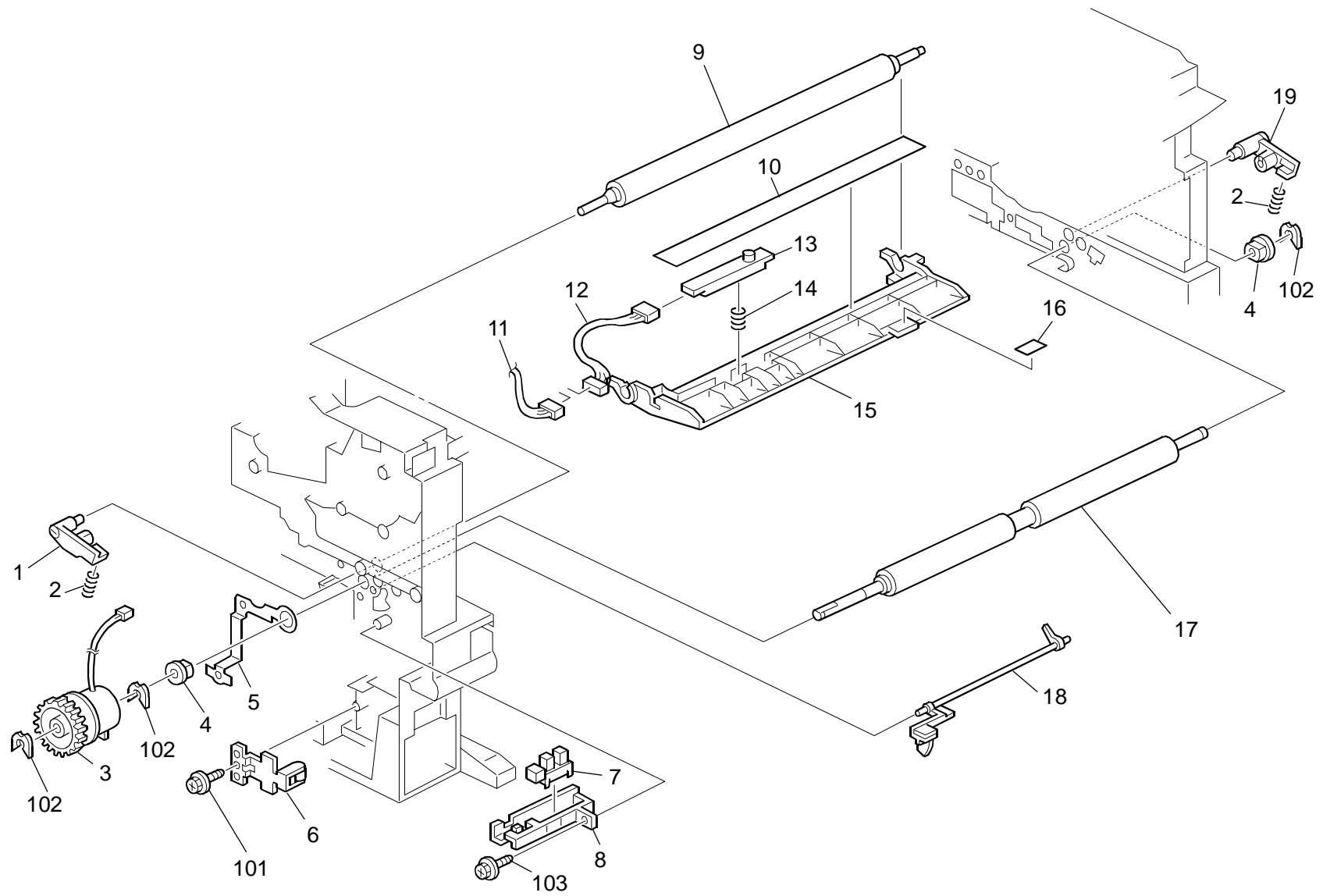
5.PAPER REGISTRATION 1 (G094/G095/G112/G113)

Index No.	Part No.	Description	Q'ty Per Assembly
1	G096 3301	Support Plate Stay : Bypass	1
2	G052 3138	Paper Feed Spacer	1
3	AA08 2075	Bushing - M6	1
4	G096 3337	Auxiliary Ground Plate	1
5	AA08 2058	Bushing - 6x10x9mm	3
6	G096 3335	Paper Feed Ground Plate	1
7	G096 5400	Fst Connecting Harness	1
8	G096 3101	Paper Feed Shaft	1
9	G096 3100	Paper Feed Stay	1
10	G096 3106	Left Stay Cover	1
11	G029 2657	Compression Spring	1
12	G052 3106	Bushing - Paper Feed Roller	1
13	G052 3103	Paper Feed Roller	1
14	G096 3104	Paper End Sensor Feeler	1
15	AW02 0075	Photointerruptor	3
16	G096 3105	Paper Volume Sensor Feeler	1
17	G096 3107	Right Stay Cover	1
18	G052 3304	Spring Plate - Paper Transport	1
19	G052 3303	Paper Transport Roller	1
20	G096 3332	Connecting Roller	1
21	G096 3306	Connecting Guide Roller	2
22	G096 3294	Connecting Guide Plate	1
23	G052 3307	Transport Guide Mylar	1
24	AW02 0120	Photointerruptor - Flat	1
25	G096 3286	Manual Feed Feeler	1
26	G096 3292	Spring - Manual Feed	1
27	G076 3290	Friction Pad:Manual Feed:Ass'y	1
28	G096 3288	Manual Paper Feed Roller (G094/G095)	1
28	G129 2552	Paper Feed Roller:Manual Feed (G112/G113)	1
29	G029 2767	By-pass Feed Cover	1
30	G096 3280	Manual Feed Frame	1
31	G029 4159	Screw - M3x13	4
32	G052 3139	Stopper:Magnetic Clutch	1
33	G052 3140	Magnetic Clutch Assembly (G094/G095)	1

Index No.	Part No.	Description	Q'ty Per Assembly
33	G129 2583	Magnetic Clutch Ass'y - Paper Feed (G112/G113)	1
101	0450 3008B	Tapping Screw - M3x8	
102	0450 3010B	Tapping Screw - M3x10	
103	0805 0089	Retaining Ring - M4	
104	0451 3006B	Tapping Screw - M3x6	
105	0451 3008B	Tapping Screw - M3x8	



6.PAPER REGISTRATION 5 (G094/G095/G112/G113)

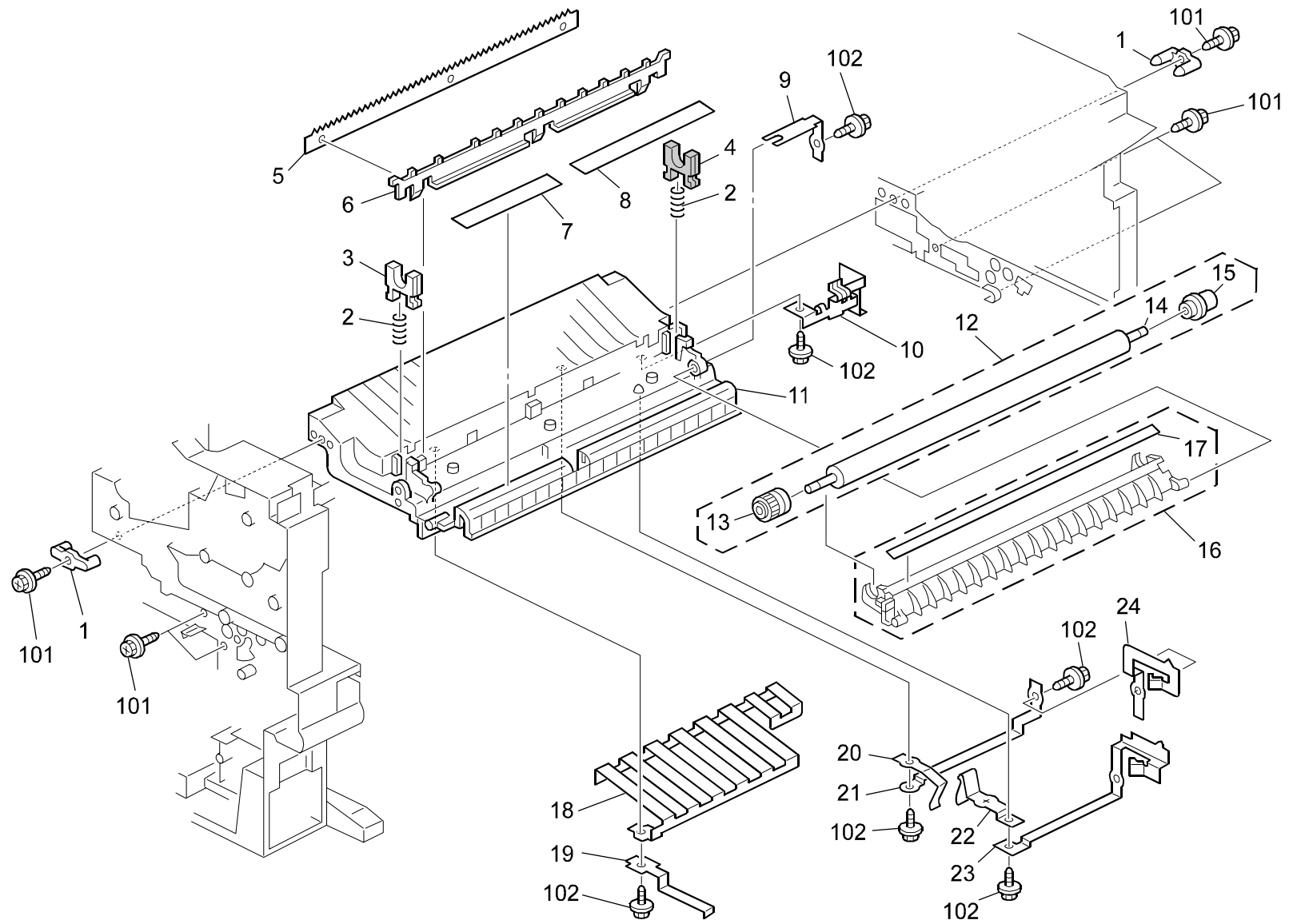


6.PAPER REGISTRATION 5 (G094/G095/G112/G113)






Index No.	Part No.	Description	Q'ty Per Assembly
1	G052 3258	Left Bushing - Registration	1
2	AA06 3539	Spring - Registration Roller	2
3	G076 3205	Magnetic Clutch:Registration:Ass'y (G094/G095)	1
3	G129 2585	Magnetic Clutch Ass'y - Regist (G112/G113)	1
4	AA08 2047	Bushing - 8x16x7	2
5	G096 3336	Registration Drive Ground Plate	1
6	G096 1087	Paper Tray Spring Plate Ass'y	1
7	AW02 0075	Photointerruptor	1
8	G052 3323	Registration Sensor Bracket	1
9	G096 3315	Driven Registration Roller Mm14	1
10	G096 3267	Registration Film Cleaner	1
11	G096 5405	Harness - Toner End Sensor EGB (G091/G095)	1
11	G129 5405	Harness:Toner End Sensor:EGB (G112/G113)	1
12	G052 5404	Interface Harness - TE Sensor	1
13	G052 3390	Toner End Sensor	1
14	G052 3396	Spring - Toner End Sensor	1
15	G096 3266	Upper Registration Guide Plate	1
16	G052 3351	Decal - Registration	1
17	G096 3316	Drive Registration Roller	1
18	G096 3254	Registration Feeler Ass'y	1
19	G052 3257	Right Bushing - Registration	1

Index No.	Part No.	Description	Q'ty Per Assembly
101	0450 3008B	Tapping Screw - M3x8	
102	0805 0088	Retaining Ring - M6	
103	0450 3010B	Tapping Screw - M3x10	

7.TRANSFER SECTION (G094/G095/G112/G113)

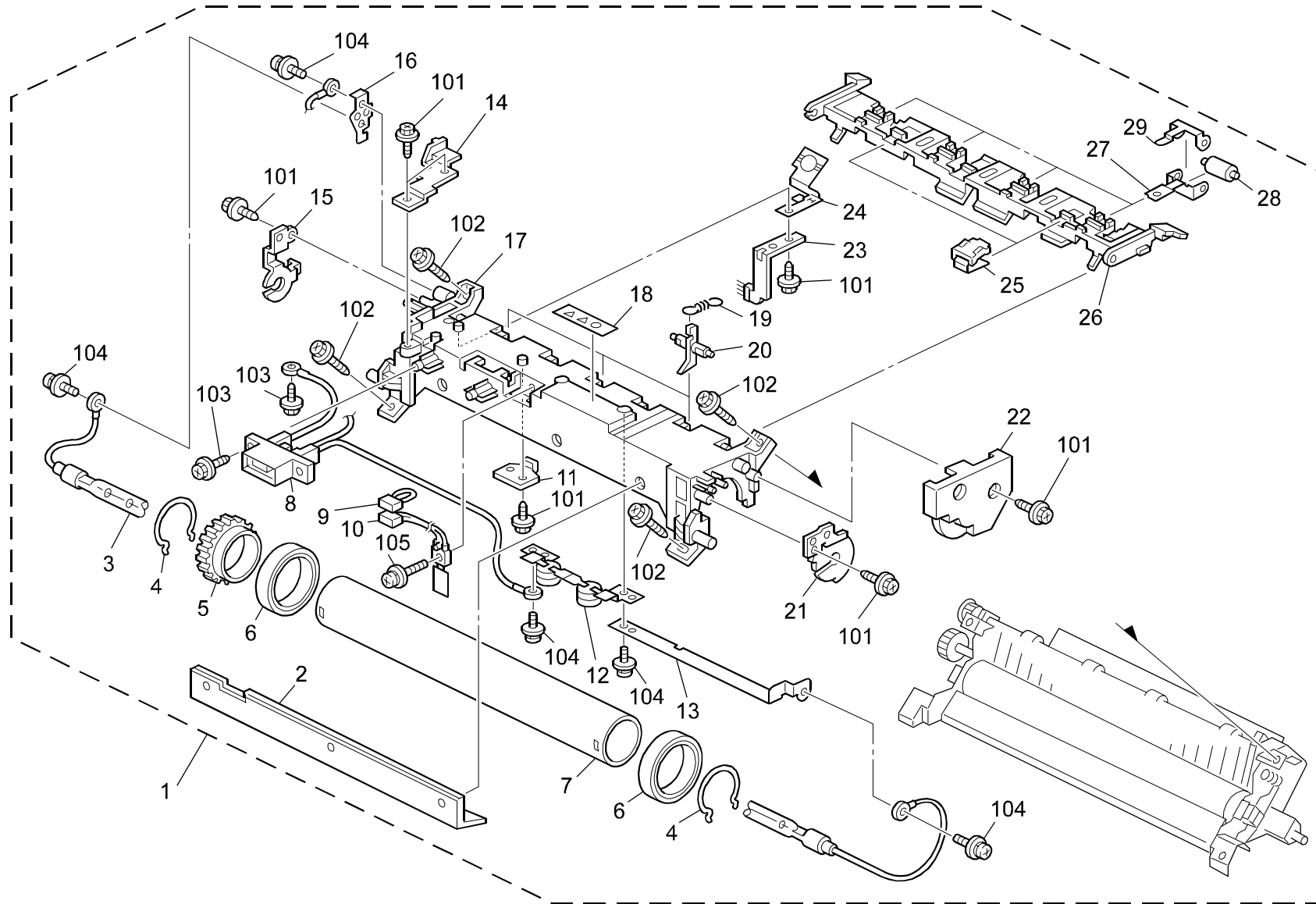


7.TRANSFER SECTION (G094/G095/G112/G113)

Index No.	Part No.	Description	Q'ty Per Assembly
1	G096 1019	Transport Guide Pin	2
2	G052 3627	Spring - Transfer	2
3	G052 3626	Left Bushing - Transfer	1
4	G052 3625	Right Bushing - Transfer	1
5	G096 3621	Separation Electrode Plate	1
6	G096 3622	Electrode Plate Cover	1
7	G096 3345	Registration Guide	1
8	G096 3346	Registration Guide Long	1
9	G052 3623	Transfer Terminal	1
10	G052 3624	Separation Terminal	1
11	G096 1018	Transport Guide	1
	G096 3610	Transfer Roller Ass'y (G094/G095)	1
	G1296260	Transfer Roller Ass'y (G112/G113)	1
	G076 3619	Transfer Roller Gear (G094/G095)	1
	G129 6252	Gear - Transfer Roller (G112/G113)	1
	G096 3616	Transfer Roller (G094/G095)	1
	G129 6257	Transfer Roller (G112/G113)	1
15	G052 3618	Positioning Roller - Transfer (G094/G095)	1
15	G129 6251	Positioning Roller - Transfer (G112/G113)	1
16	G096 3640	Transfer Guide Plate Ass'y	1
17	G096 3641	Transfer Guide Plate Sheet	1
18	G096 3628	Transport Guide Ground Plate	1
19	G096 3629	Transport Terminal Guide	1
20	G052 1255	Charge Terminal - High Voltage	1
21	G052 1254	Inner Terminal - Charge	1
22	G052 1256	Development Terminal - High Voltage	1
23	G052 1253	Development Terminal	1
24	G052 1251	Charge Terminal	1
			

Index No.	Part No.	Description	Q'ty Per Assembly
101	0450 3012B	Tapping Screw - 3x12	
102	0450 3008B	Tapping Screw - M3x8	

8.FUSING UNIT 1 (G094/G095/G112/G113)

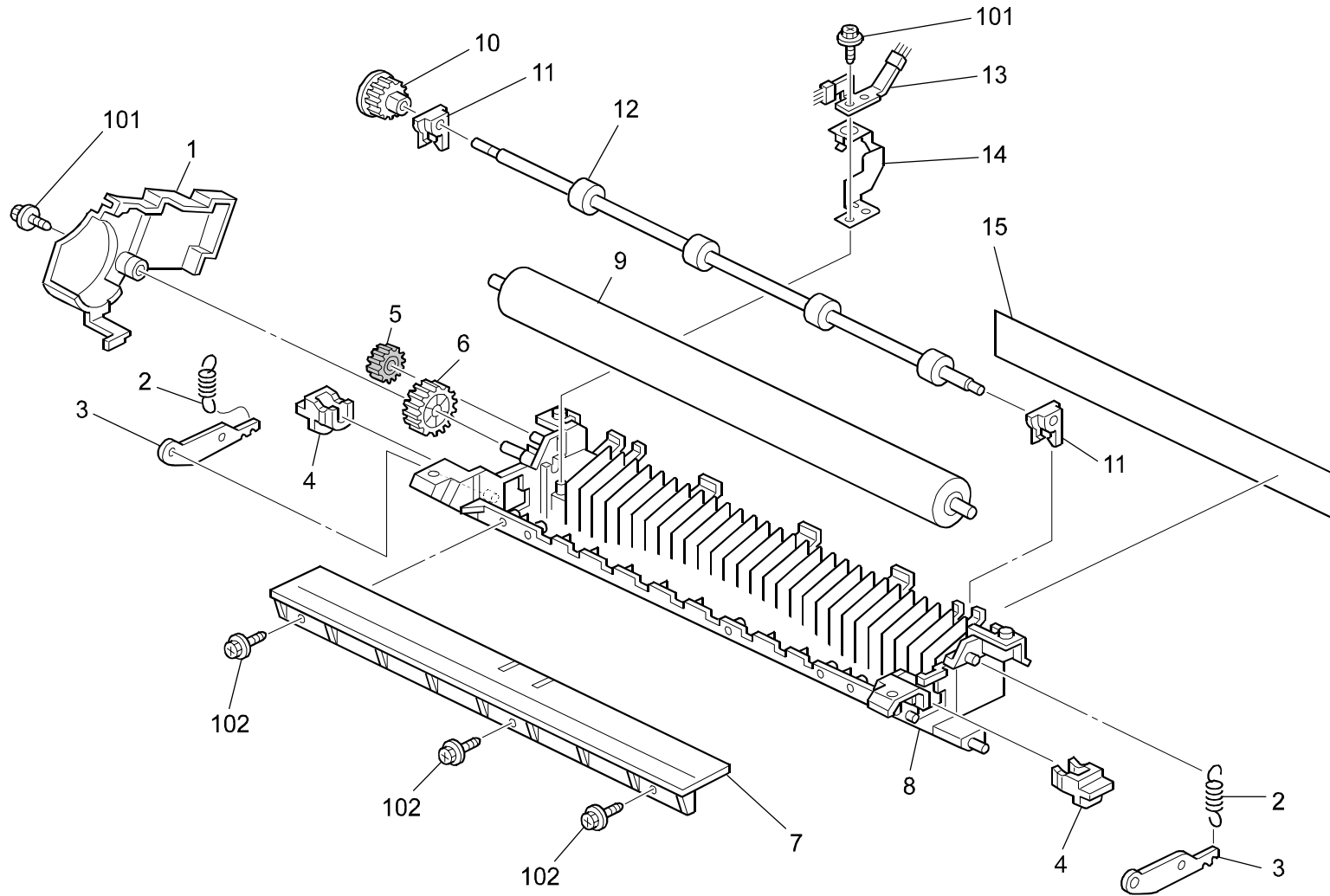


8.FUSING UNIT 1 (G094/G095/G112/G113)

Index No.	Part No.	Description	Q'ty Per Assembly
1	G097 4552	Fusing Unit Ass'y - NA (G094/G095)	1
1	G096 4553	Fusing Unit EU Ass'y (G094/G095)	1
1	G129 4117	Fusing Unit Ass'y - NA (G112/G113)	1
1	G129 4127	Fusing Unit Ass'y - EU (G112/G113)	1
2	G096 4644	Upper Entrance Guide Plate	1
3	AX44 0178	Fusing Lamp - 650W/120V	1
3	AX44 0179	Heater 650W/230V	1
4	G052 4700	External Circlip	2
5	G052 4619	Hot Roller Gear	1
6	G052 4618	Bearing 30x42x7	2
7	G129 4063	Hot Roller	1
8	G096 5500	Fusing Drawer 100V	1
8	G096 5510	Fusing Drawer 230V	1
9	G052 5520	Drawer Ass'y - Fusing Set 115V (G094/G095)	1
9	G052 5521	Drawer Ass'y - Fusing Set - 230V (G094/G095)	1
9	G088 5520	Fusing Drawer Sensor NA Ass'y (G112/G113)	1
9	G088 5521	Fusing Drawer Set Sensor EU Ass'y (G112/G113)	1
10	G096 5501	Fusing Thermistor	1
11	G096 4625	Fusing Harness Plate	1
12	G096 4611	Thermostat Ass'y	1
13	G096 4602	Right Electrode Plate	1
14	G096 4695	Upper Harness Plate	1
15	G096 4615	Left Fusing Lamp Bracket	1
16	G052 4617	Heater Terminal	1
17	G096 4629	Upper Fusing Frame Ass'y	1
18	AA00 0301	Decal Warning (High Temperature)	1
19	G052 4622	Spring - Fusing Stripper	2
20	G052 4624	Hot Roller Stripper	3
21	G096 4616	Right Heater Bracket	1
22	G096 4692	Fusing Right Cover	1
23	G052 4642	Discharge Brush - Fusing	1

Index No.	Part No.	Description	Q'ty Per Assembly
24	G052 4690	Ground Plate - Fusing	1
25	G052 4647	Spring Plate - Fusing Exit	2
26	G096 4635	Upper Fusing Exit Guide Plate	1
27	G052 4639	Exit Roller Holder	4
28	G800 4854	Exit Roller	4
29	G096 4638	Exit Roller Supporting Plate	4
101	0450 3008B	Tapping Screw - M3x8	
102	0450 3012B	Tapping Screw - 3x12	
103	0450 3010B	Tapping Screw - M3x10	
104	0954 3008B	Philips Screw - M3x8	
105	0954 3010B	Philips Screw - M3x10	

9.FUSING UNIT 2 (G094/G095/G112/G113)

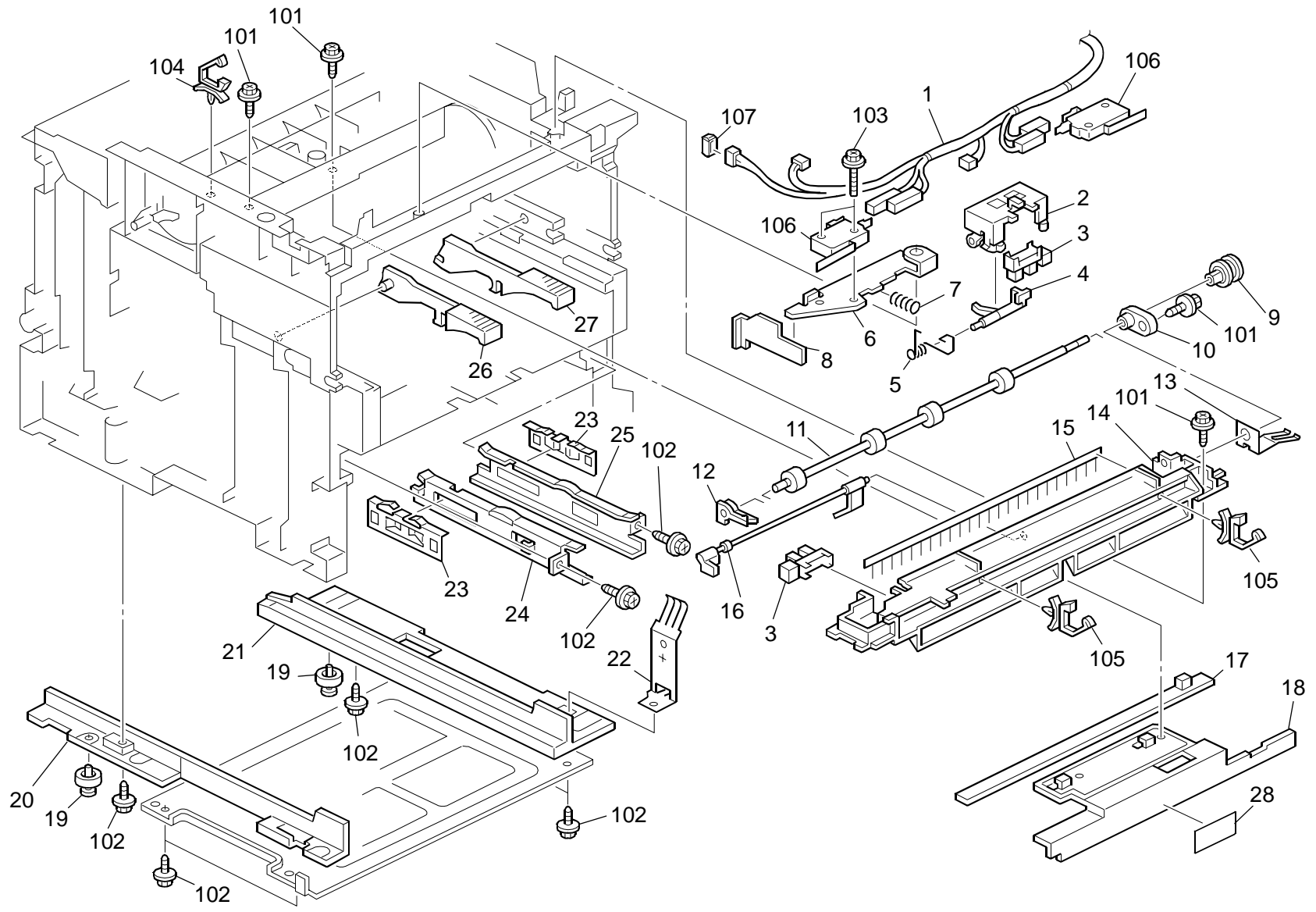


9.FUSING UNIT 2 (G094/G095/G112/G113)

Index No.	Part No.	Description	Q'ty Per Assembly
1	G096 4698	Left Fusing Cover	1
2	G096 4664	Pressure Fusing Spring (G094/G095)	2
2	G129 4102	Pressure Spring - Fusing (G112/G113)	2
3	G052 4662	Pressure Roller Lever	2
4	G052 4665	Bushing - Pressure Roller	2
5	G052 4676	Gear - Fusing Idler	1
6	G052 4677	Gear - Fusing Idler	1
7	G096 4681	Fusing Entrance Guide Plate	1
8	G096 4650	Pressure Frame	1
9	AE02 0126	Pressure Roller	1
10	G052 4673	Gear - Paper Exit	1
11	G800 4851	Bushing	2
12	G096 4674	Fusing Exit Roller	1
13	G052 4692	Discharge Brush - Pressure	1
14	G052 4691	Ground Plate - Fusing Pressure	1
15	G052 4693	Decal - High Temperature	1

Index No.	Part No.	Description	Q'ty Per Assembly
101	0450 3008B	Tapping Screw - M3x8	
102	0450 3010B	Tapping Screw - M3x10	

10.PAPER EXIT (G094/G095/G112/G113)

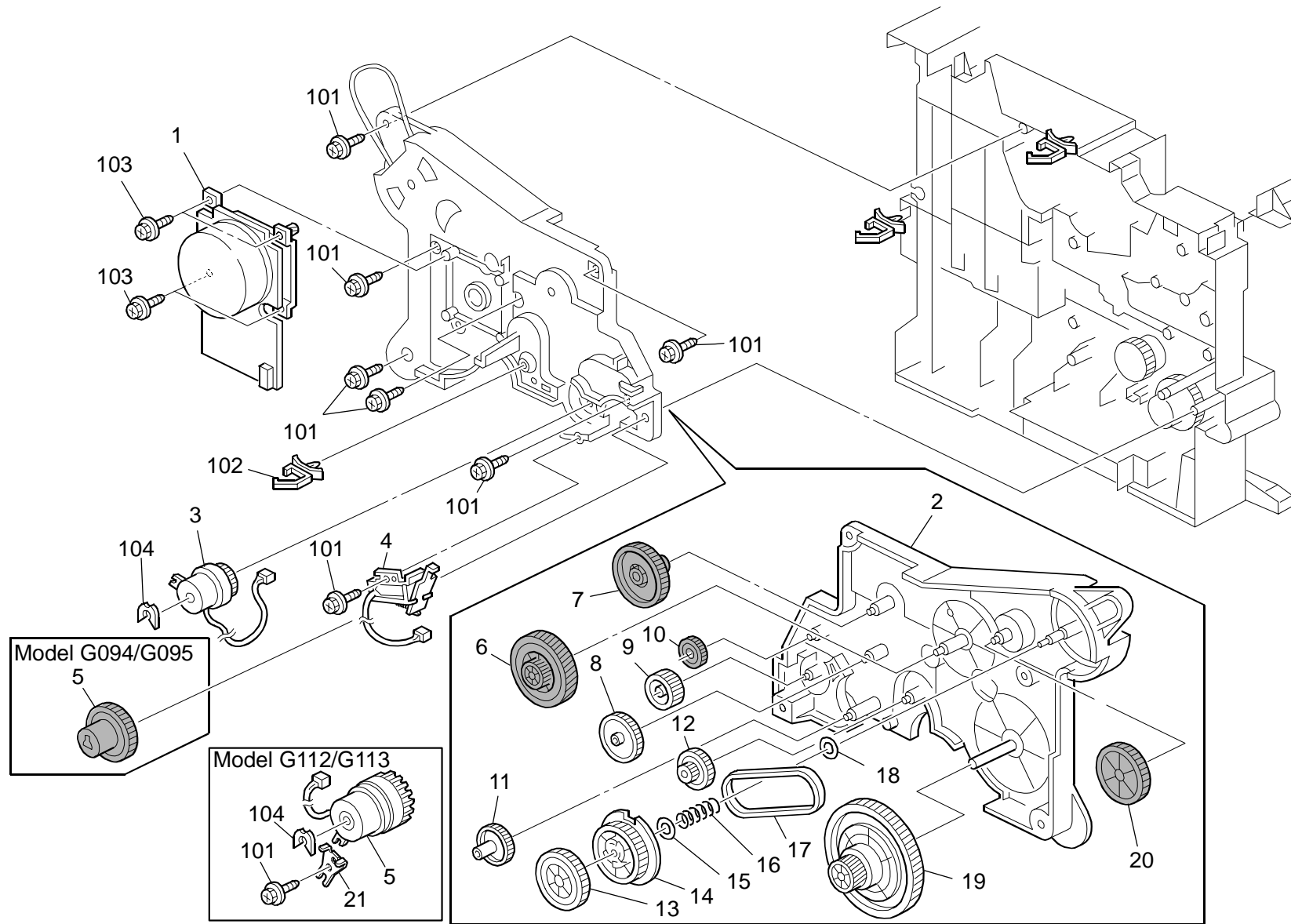


10.PAPER EXIT (G094/G095/G112/G113)

Index No.	Part No.	Description	Q'ty Per Assembly
1	G096 5413	Harness - Exit Sensor (G094/G095)	1
1	G129 5413	Harness:Exit:Sensor (G112/G113)	1
2	G052 1044	Exit Feeler Holder	1
3	AW02 0119	Photointerruptor - LG-24811	2
4	G052 1042	Fusing Exit Feeler	1
5	G052 1046	Spring - Fusing Exit Feeler	1
6	G052 1272	Rear Cover SW Bracket	1
7	G052 1273	Spring - Micro Switch	1
8	G052 1274	Micro Switch Lever	1
9	G052 4855	Pulley - Paper Exit	1
10	G052 1049	Bushing - Paper Exit	1
11	G096 4850	Exit Roller	1
12	G800 4851	Bushing	1
13	G096 1262	Exit Roller Ground Plate	1
14	G096 1041	Exit Bracket	1
15	G096 4888	Exit Brush Discharge	1
16	G096 1043	Exhaust Sensor Feeler	1
17	G096 3522	Discharge Lamp	1
18	G096 1032	Front Fusing Heat Insulating Plate	1
19	GH01 0007	Rubber Foot - FF-006(P4070)N	2
20	G096 1081	Right Paper Tray Rail	1
21	G096 1082	Left Paper Tray Rail	1
22	G096 1085	Base Ground Plate	1
23	G052 1027	Spring Plate - Duplex Rail	2
24	G096 1021	Right Duplex Rail	1
25	G096 1022	Left Duplex Rail	1
26	G052 4696	Right Fusing Lock Lever	1
27	G052 4697	Left Fusing Lock Lever	1
28	G128 1151	Decal:Warning (high Temperature) (G112/G113)	1

Index No.	Part No.	Description	Q'ty Per Assembly
101	0450 3008B	Tapping Screw - M3x8	
102	0450 3012B	Tapping Screw - 3x12	
103	0451 3014B	Tapping Screw - M3x14	
104	1105 0487	Harness Clamp	
105	1105 0516	Clamp	
106	1204 2521	Micro Switch	
107	1102 4559	Connector - 3P	

11.DRIVE SECTION (G094/G095/G112/G113)

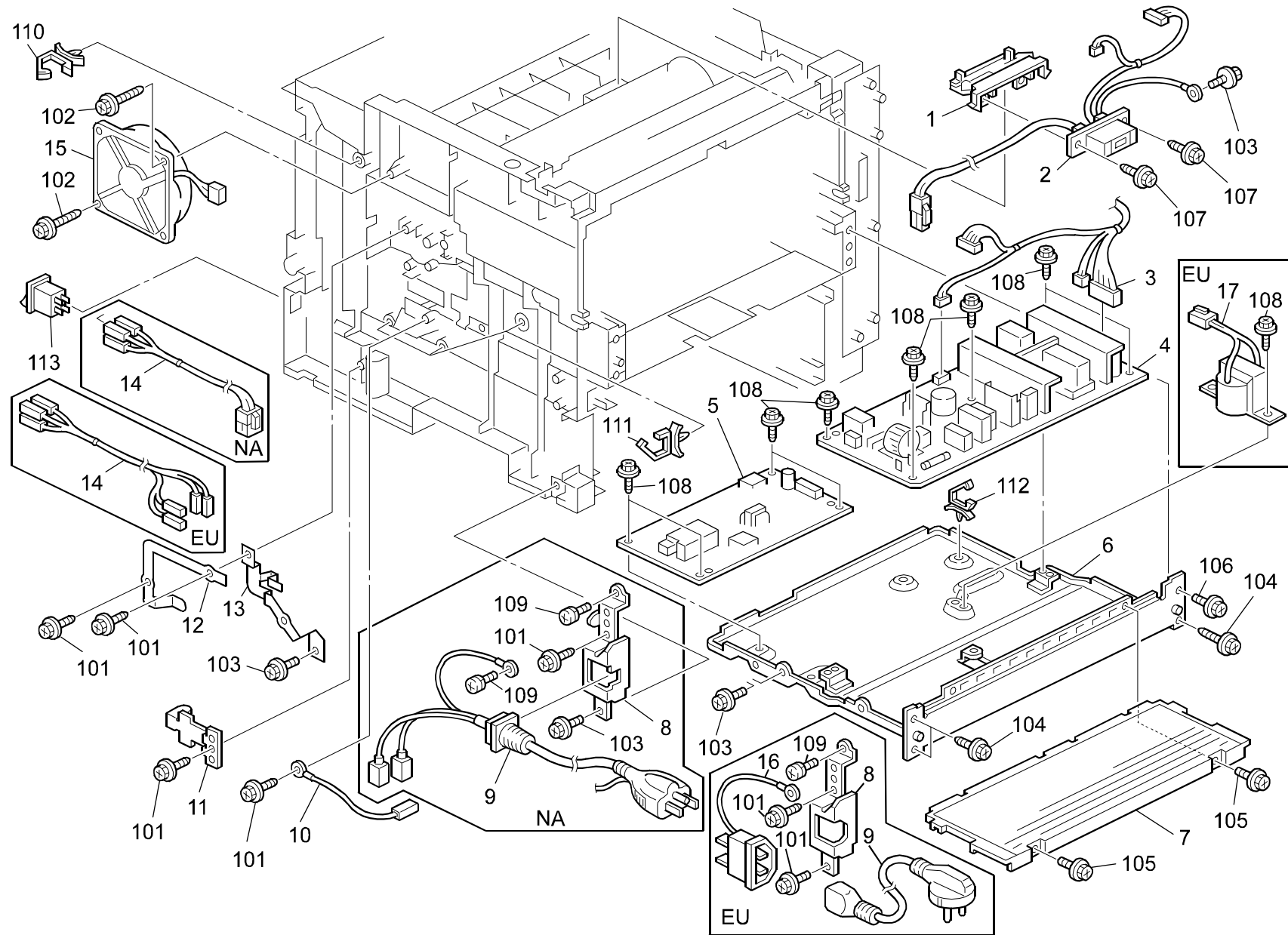


11.DRIVE SECTION (G094/G095/G112/G113)

Index No.	Part No.	Description	Q'ty Per Assembly
1	G088 1150	Brushless Motor:24V:20W (G094/G095)	1
1	G129 1050	Brushless Motor:24V:20W (G112/G113)	1
2	G052 1102	Drive Unit Bracket	1
3	G096 3209	Magnetic Clutch 0.25n:M Z25:Ass'y	1
4	G052 3388	Solenoid - DC24V (G094/G095)	1
5	G088 3297	Spring Clutch:Manual Feed (G094/G095)	1
5	G129 2551	Magnetic Clutch:1turn:Z41 (G112/G113)	1
6	G052 1104	Gear - Fusing 1	1
7	G052 1108	Gear - Paper Feed 1	1
8	G052 1109	Gear - Paper Feed 2	1
9	G052 1113	Gear - Paper Feed 6	1
10	G052 1112	Gear - Paper Feed 5	1
11	G052 1111	Gear - Paper Feed 4	1
12	G052 1110	Gear - Paper Feed 3	1
13	G052 1106	Gear - Fusing 3	1
14	G052 1107	Gear - Pulley - Fusing	1
15	5353 1803	Wave Washer	1
16	G052 1120	Spring - Paper Exit Release	1
17	G052 1121	Drive Belt	1
18	G052 1123	Spacer - Drive Unit	1
19	G088 1103	Gear:PCU	1
20	G052 1105	Gear - Fusing 2	1
21	G129 2550	Stopper:Magnetic Clutch (G112/G113)	1

Index No.	Part No.	Description	Q'ty Per Assembly
101	0450 3010B	Tapping Screw - M3x10	
102	1105 0292	Wire Saddle	
103	0450 4010B	Tapping Screw - 4x10	
104	0805 0089	Retaining Ring - M4	

12.ELECTRICAL SECTION 1 (G094/G095/G112/G113)

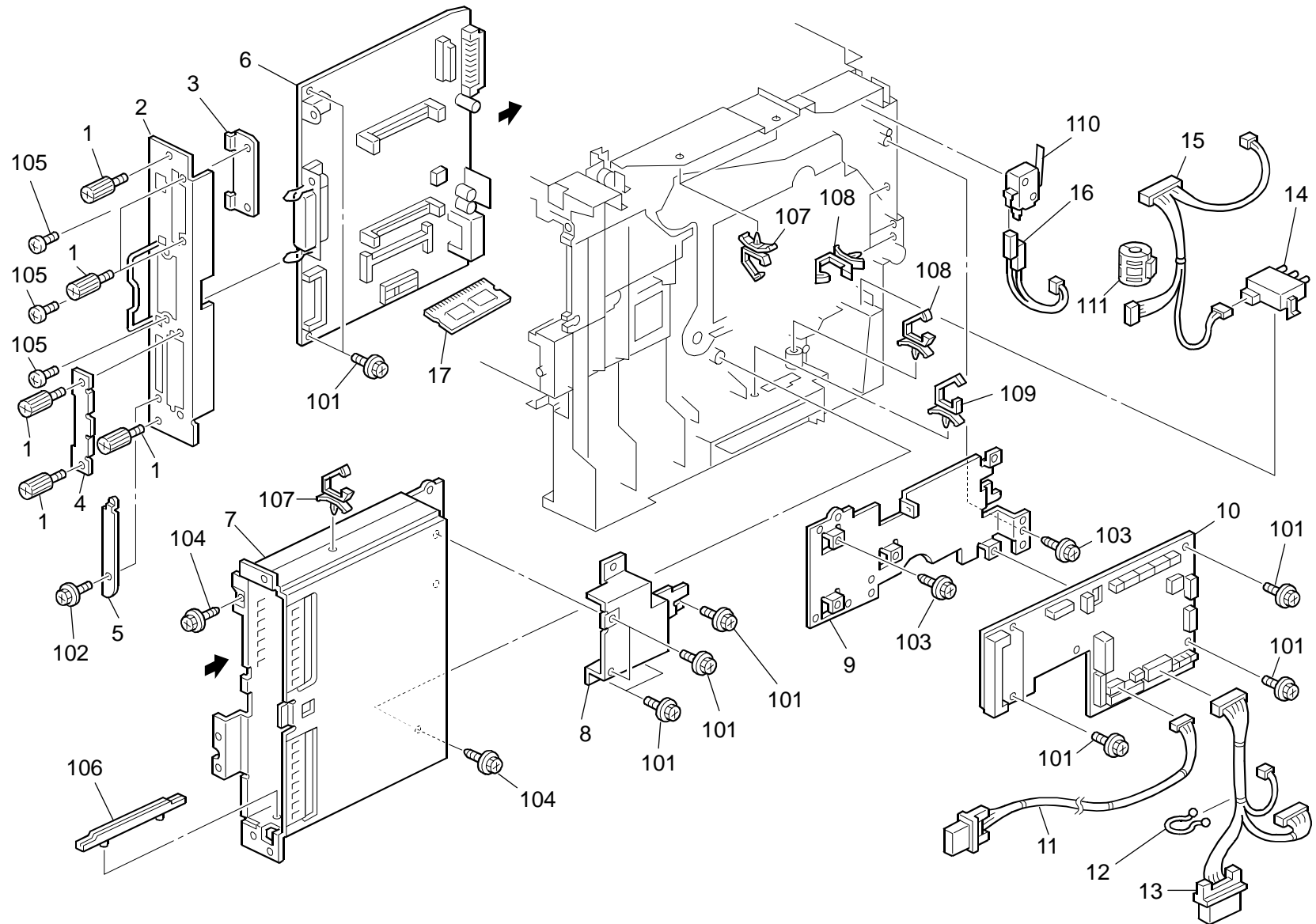


12.ELECTRICAL SECTION 1 (G094/G095/G112/G113)

Index No.	Part No.	Description	Q'ty Per Assembly
1	G052 1056	Fusing Drawer Bracket	1
2	G098 5416	Harness - Fusing NA (G094/G095)	1
2	G096 5417	Harness - Fusing EU (G094/G095)	1
2	G129 5416	Harness - Fusing : NA (G112/G113)	1
2	G129 5417	Harness - Fusing : EU (G112/G113)	1
3	G096 5407	Harness - Power Source (G094/G095)	1
3	G129 5407	Harness:Power Source (G112/G113)	1
4	GZ23 0019	Power Supply Unit 124W	1
4	GZ23 0020	Power Supply Unit 124W EU	1
5	G096 5300	Power Pack BCT	1
6	G096 1221	Power Supply Unit Bracket	1
7	G096 1031	Lower Fusing Heat Insulating Plate	1
8	G096 1259	Power Supply Cord Bracket (NA)	1
8	G096 1271	Inlet Bracket (EU)	1
9	G098 5511	Power Cord Stopper Ass'y - NA	1
9	GZ00 0003	Power Cord - 230V (G094/G095)	1
9	G102 5502	Power Supply Cord:EU (G112/G113)	1
10	G052 5419	Harness - Power Pack (G094/G095)	1
10	G111 5419	Harness - Power Pack (G112/G113)	1
11	G096 1087	Paper Tray Spring Plate Ass'y	1
12	G096 3338	Ground Plate:Driven:Registration:Ass'y	1
13	G052 1252	Drum Terminal	1
14	G096 5409	Harness - Main Switch (NA)(G094/G095)	1
14	G096 5411	Harness - Main Switch EU (G094/G095)	1
14	G129 5409	Harness:Main Switch:DOM/NA (G112/G113)	1
14	G129 5411	Harness - Main Switch : EU (G112/G113)	1
15	GX64 0019	Fan Motor DC24V (G094/G095)	1
15	G129 1051	Fan Motor MM92:24V (G112/G113)	1
16	G096 5506	Inlet - EU	1
17	G096 5205	Choke Coil - ETQR28G013B (EU)	1

Index No.	Part No.	Description	Q'ty Per Assembly
101	0450 3008B	Tapping Screw - M3x8	
102	0450 3012B	Tapping Screw - 3x12	
103	0451 3006B	Tapping Screw - M3x6	
104	0450 3008H	Tapping Screw - M3x8	
105	0451 3006H	Tapping Screw - 3x6	
106	0451 4006H	Tapping Screw - M4x6	
107	0450 4010B	Tapping Screw - 4x10	
108	0802 5276	Tapping Screw With Washer - M3x6	
109	0950 4006B	Screw - M4x6	
110	1105 0487	Harness Clamp	
111	1105 0292	Wire Saddle	
112	1105 0516	Clamp	
113	1204 2628	Switch 250V/10A	

13.ELECTRICAL SECTION 2 (G094/G095/G112/G113)



13.ELECTRICAL SECTION 2 (G094/G095/G112/G113)

Index No.	Part No.	Description	Q'ty Per Assembly
1	G093 6006	Knob Screw:M3	4
2	G093 6001	Control Board Panel (G094)	1
2	G095 6001	Control Board Panel (G095)	1
2	G110 5101	Panel:Control Board (G113)	1
3	G089 6006	Cover - Option	1
4	G056 6005	HDD Cover	1
5	G072 6006	Cover:Card (G094/G095/G112)	1
5	G110 5103	Card Cover (G113)	1
6	G094 5702	PCB:Cassis-P1:Main:EXP (G094)	1
6	G095 5702	PCB:Cassis-P1:Main:EXP:NIC (G095)	1
6	G112 5317	Controller Board - G112 Model	1
6	G113 5317	Controller Board - G113 Model	1
7	G096 1241	Control Board Bracket Ass'y	1
8	G088 1216	Cover:EGB	1
9	G096 1211	EGB Bracket	1
10	G098 5102	PCB Egb Ass'y - NA (G094/G095)	1
10	G098 5104	PCB Egb Ass'y - EU (G094/G095)	1
10	G129 5102	PCB - Engine Board : NA (G112/G113)	1
10	G129 5104	PCB - Engine Board : EU (G112/G113)	1
11	G096 5414	Harness - Option Duplex (G094/G095)	1
11	G129 5414	Harness:Duplex:Option (G112/G113)	1
12	R013 1097	Clamp	1
13	G096 5412	Harness - Option Paper Feed	1
14	G800 3035	Push Sw - Paper Size	1
15	G096 5401	Harness - Motor Sensor (G094/G095)	1
15	G129 5401	Harness:Motor:Sensor (G112/G113)	1
16	G052 5410	Harness - Interlock (G094/G095)	1
16	G111 5410	Harness - Interlock (G112/G113)	1
17	G331 5740	PCB:SDRM-DIMM:128MB:PBF:Ass'y (G112/G113)	1

Index No.	Part No.	Description	Q'ty Per Assembly
101	0451 3006B	Tapping Screw - M3x6	
102	0451 3006H	Tapping Screw - 3x6	
103	0450 3008B	Tapping Screw - M3x8	
104	0450 3008H	Tapping Screw - M3x8	
105	0353 0040Z	Binding Head Screw M3x4 (100pcs)	
106	1005 0808	C/T Guide Rail	
107	1105 0487	Harness Clamp	
108	1105 0511	Clamp:LWSM-0306	
109	1105 0292	Wire Saddle	
110	1204 2521	Micro Switch	
111	1607 1565	Ferrite Core:Atfc-16813 (EU)	

14.MAIN CONTROL BOARD (G094)

CAPACITOR

SYMBOL NO.	INDEX NO.	SYMBOL NO.	INDEX NO.	SYMBOL NO.	INDEX NO.	SYMBOL NO.	INDEX NO.	SYMBOL NO.	INDEX NO.	SYMBOL NO.	INDEX NO.	SYMBOL NO.	INDEX NO.
C1	155	---	---	---	---	---	---	---	---	---	---	---	---
---	---	---	---	---	---	---	---	---	---	C52	152	---	---
C3	155	C13	145	---	---	---	---	C43	155	---	---	---	---
C4	155	C14	154	---	---	---	---	C44	151	C54	152	---	---
C5	155	C15	154	---	---	---	---	C45	152	C55	155	---	---
---	---	C16	145	---	---	---	---	---	---	C56	155	---	---
---	---	C17	154	C27	152	C36	152	---	---	C57	155	---	---
C8	151	C18	155	---	---	C37	152	---	---	C58	155	---	---
C9	151	C19	154	---	---	C38	152	C48	152	C59	155	---	---
---	---	---	---	---	---	---	---	C49	152	C60	155	---	---
---	---	---	---	---	---	C40	152	C50	152	C70	149	---	---

CAPACITOR

SYMBOL NO.	INDEX NO.	SYMBOL NO.	INDEX NO.	SYMBOL NO.	INDEX NO.	SYMBOL NO.	INDEX NO.	SYMBOL NO.	INDEX NO.	SYMBOL NO.	INDEX NO.	SYMBOL NO.	INDEX NO.
---	---	C81	141	C91	142	---	---	---	---	C191	153	C251	155
---	---	---	---	C92	142	C152	155	---	---	---	---	---	---
---	---	---	---	C93	142	---	---	C183	157	---	---	---	---
C74	155	---	---	---	---	---	---	C184	157	---	---	---	---
---	---	---	---	C95	155	C165	155	C185	157	---	---	---	---
---	---	---	---	---	---	C166	155	---	---	---	---	---	---
---	---	C87	149	---	---	---	---	---	---	---	---	C257	157
---	---	C88	155	---	---	---	---	C188	153	---	---	C258	157
---	---	C89	155	C149	139	---	---	---	---	---	---	C259	157
---	---	C90	142	---	---	---	---	C190	153	---	---	C260	157

14.MAIN CONTROL BOARD (G094)

CAPACITOR

SYMBOL NO.	INDEX NO.	SYMBOL NO.	INDEX NO.	SYMBOL NO.	INDEX NO.	SYMBOL NO.	INDEX NO.	SYMBOL NO.	INDEX NO.	SYMBOL NO.	INDEX NO.	SYMBOL NO.	INDEX NO.
C261	157	C271	154	---	---	C301	155	---	---	---	---	---	---
---	---	C272	150	---	---	---	---	C312	155	C322	143	---	---
---	---	C273	141	---	---	C303	154	---	---	C323	154	C333	143
---	---	---	---	---	---	C304	150	C314	143	---	---	C334	143
---	---	---	---	---	---	---	---	C315	155	C325	154	C335	143
---	---	C276	150	---	---	---	---	C316	154	C326	143	---	---
C267	139	C277	154	---	---	---	---	---	---	---	---	---	---
C268	154	C278	146	C298	152	---	---	---	---	C328	143	C348	143
C269	154	C279	192	C299	155	---	---	---	---	---	---	---	---
---	---	---	---	---	---	---	---	---	---	---	---	---	---

CAPACITOR

SYMBOL NO.	INDEX NO.	SYMBOL NO.	INDEX NO.	SYMBOL NO.	INDEX NO.	SYMBOL NO.	INDEX NO.	SYMBOL NO.	INDEX NO.	SYMBOL NO.	INDEX NO.	SYMBOL NO.	INDEX NO.
C351	155	---	---	---	---	C391	155	C411	140	C421	155	C431	155
---	---	C362	155	---	---	C392	155	C412	140	C422	155	C432	155
---	---	C363	155	C373	193	C393	155	C413	155	---	---	C433	155
C354	155	---	---	C374	152	C394	155	C414	155	C424	155	C434	155
C355	155	C365	155	C375	144	C395	155	C415	155	C425	155	---	---
C356	155	---	---	C376	144	C396	155	C416	155	C426	155	---	---
C357	155	---	---	C377	155	---	---	C417	155	C427	155	C437	155
C358	155	C368	155	C378	155	---	---	C418	155	C428	155	C438	152
C359	155	C369	155	C379	155	---	---	C419	155	C429	155	C439	152
C360	155	C370	155	---	---	C410	141	C420	155	C430	155	C440	152

14.MAIN CONTROL BOARD (G094)

CAPACITOR

SYMBOL NO.	INDEX NO.	SYMBOL NO.	INDEX NO.	SYMBOL NO.	INDEX NO.	SYMBOL NO.	INDEX NO.	SYMBOL NO.	INDEX NO.	SYMBOL NO.	INDEX NO.	SYMBOL NO.	INDEX NO.
C441	152	C451	139	C461	155	C471	155	C481	155	C491	152	C501	157
C442	151	---	---	C462	155	C472	155	C482	156	---	---	C502	155
---	---	C453	155	C463	152	C473	155	C483	155	C493	152	---	---
C444	155	C454	155	C464	155	C474	155	C484	155	C494	152	---	---
C445	155	C455	155	---	---	C475	155	C485	152	C495	152	---	---
C446	155	C456	155	C466	155	C476	155	---	---	C496	152	C506	146
---	---	C457	155	C467	151	C477	155	C487	152	C497	152	C507	146
---	---	C458	155	C468	155	C478	155	---	---	C498	155	C508	146
C449	155	C459	155	C469	155	C479	155	C489	152	C499	157	---	---
C450	139	C460	155	C470	155	C480	149	---	---	C500	157	C510	157

CAPACITOR

SYMBOL NO.	INDEX NO.
---	---
---	---
---	---
---	---
---	---
---	---
C517	155
C518	155
---	---
---	---

SYMBOL NO.	INDEX NO.
---	---
---	---
---	---
C574	155
C575	155
C576	155
---	---
---	---
C589	155
---	---

SYMBOL NO.	INDEX NO.
C591	155
---	---
C593	147
C594	147
---	---
C596	152
C597	152
C598	148
C599	148

CONNECTOR

SYMBOL NO.	INDEX NO.
CN1	102
CN2	106
---	---
CN4	105
CN5	109
---	---
CN7	108
---	---
CN9	103
CN10	104

SYMBOL NO.	INDEX NO.
---	---
---	---
CN13	101
CN14	110
---	---
CN16	107

DIODE

SYMBOL NO.	INDEX NO.
D3	113
---	---
D5	113

FIL

SYMBOL NO.	INDEX NO.
FIL26	161
FIL27	159
FIL28	159
FIL29	158
FIL30	160
FIL31	160

14.MAIN CONTROL BOARD (G094)

IC

SYMBOL NO.	INDEX NO.	SYMBOL NO.	INDEX NO.	SYMBOL NO.	INDEX NO.	SYMBOL NO.	INDEX NO.	SYMBOL NO.	INDEX NO.	SYMBOL NO.	INDEX NO.	SYMBOL NO.	INDEX NO.
HIC1	2	---	---	---	---	---	---	---	---	IC61	126	---	---
IC2	123	---	---	---	---	---	---	---	---	IC62	128	---	---
IC3	121	---	---	---	---	---	---	---	---	IC63	119	---	---
---	---	---	---	---	---	---	---	---	---	IC64	194	---	---
IC5	1	IC15	118	---	---	---	---	---	---	---	---	---	---
IC6	195	---	---	---	---	---	---	---	---	---	---	---	---
IC7	195	---	---	---	---	IC47	116	IC57	125	IC68	122	IC76	117
---	---	---	---	IC38	120	---	---	---	---	Socket	111	---	---
---	---	---	---	---	---	---	---	---	---	IC69	115	---	---
---	---	IC20	124	---	---	---	---	IC60	129	---	---	---	---

JP

SYMBOL NO.	INDEX NO.	SYMBOL NO.	INDEX NO.	SYMBOL NO.	INDEX NO.	SYMBOL NO.	INDEX NO.	SYMBOL NO.	INDEX NO.	SYMBOL NO.	INDEX NO.	SYMBOL NO.	INDEX NO.
---	---	---	---	JP31	165	---	---	---	---	---	---	---	---
---	---	JP22	165	---	---	---	---	---	---	---	---	JP72	166
---	---	JP23	165	---	---	---	---	---	---	---	---	---	---
---	---	---	---	---	---	---	---	---	---	---	---	---	---
---	---	---	---	JP35	165	JP45	166	---	---	JP64	165	JP74	166
---	---	---	---	---	---	---	---	---	---	JP65	165	JP75	166
---	---	JP26	165	JP36	165	JP46	166	---	---	---	---	---	---
JP17	165	---	---	---	---	---	---	JP57	164	---	---	---	---
JP18	165	---	---	JP38	165	---	---	---	---	JP68	166	---	---
JP19	165	JP29	165	JP39	165	---	---	---	---	JP69	166	---	---
---	---	JP30	165	---	---	---	---	---	---	---	---	---	---

14.MAIN CONTROL BOARD (G094)

L

SYMBOL NO.	INDEX NO.
L1	162

OSC

SYMBOL NO.	INDEX NO.
OSC1	131
---	---
---	---
OSC4	132

RESISTOR

SYMBOL NO.	INDEX NO.
R1	176
R2	176
R3	176
R4	176
R5	176
---	---
R6	176
R7	176
R8	176
R9	168
---	---

SYMBOL NO.	INDEX NO.
R18	169
---	---
---	---
---	---
R25	176
---	---
---	---
---	---
R37	176
---	---
---	---
---	---

SYMBOL NO.	INDEX NO.
R41	174
R42	178
---	---
---	---
---	---
---	---
---	---
---	---
---	---
R48	176
R49	176
R50	176

SYMBOL NO.	INDEX NO.
R51	176
---	---
---	---
---	---
---	---
---	---
---	---
R87	185
R88	185
R89	171
---	---

SYMBOL NO.	INDEX NO.
---	---
---	---
R93	185
---	---
---	---
---	---
---	---
---	---
R98	185
---	---
---	---

LED

SYMBOL NO.	INDEX NO.
LED1	114

RESISTOR

SYMBOL NO.	INDEX NO.
---	---
---	---
---	---
---	---
---	---
---	---
---	---
---	---
R108	187
---	---
R110	168

SYMBOL NO.	INDEX NO.
R111	187
R112	169
R113	184
R114	187
---	---
---	---
R116	174
---	---
---	---
---	---
---	---
---	---

SYMBOL NO.	INDEX NO.
R121	174
---	---
R123	176
---	---
---	---
---	---
---	---
---	---
---	---
R139	180
---	---

SYMBOL NO.	INDEX NO.
---	---
---	---
---	---
---	---
---	---
---	---
---	---
---	---
R159	176
---	---

SYMBOL NO.	INDEX NO.
---	---
---	---
---	---
---	---
R164	168
R165	168
---	---
---	---
---	---
R167	177
---	---
---	---

SYMBOL NO.	INDEX NO.
---	---
---	---
---	---
---	---
R184	169
---	---
---	---
---	---
---	---
---	---
---	---

SYMBOL NO.	INDEX NO.
---	---
---	---
---	---
---	---
R214	176
---	---
---	---
---	---
---	---
---	---
---	---
R230	167

14.MAIN CONTROL BOARD (G094)

RESISTOR

SYMBOL NO.	INDEX NO.	SYMBOL NO.	INDEX NO.	SYMBOL NO.	INDEX NO.	SYMBOL NO.	INDEX NO.	SYMBOL NO.	INDEX NO.	SYMBOL NO.	INDEX NO.	SYMBOL NO.	INDEX NO.
---	---	---	---	R281	176	---	---	R311	176	---	---	---	---
---	---	---	---	---	---	R292	176	---	---	---	---	---	---
---	---	---	---	---	---	---	---	---	---	---	---	R333	169
---	---	---	---	R285	191	---	---	---	---	---	---	R335	190
---	---	---	---	---	---	---	---	R316	171	---	---	---	---
R266	186	---	---	---	---	---	---	R318	169	R328	169	R338	172
---	---	---	---	---	---	R308	176	---	---	---	---	R339	190
---	---	---	---	---	---	R309	168	---	---	---	---	---	---
R270	186	---	---	R290	176	R310	178	---	---	R330	169	---	---

RESISTOR

SYMBOL NO.	INDEX NO.	SYMBOL NO.	INDEX NO.	SYMBOL NO.	INDEX NO.	SYMBOL NO.	INDEX NO.	SYMBOL NO.	INDEX NO.	SYMBOL NO.	INDEX NO.	SYMBOL NO.	INDEX NO.
R341	169	---	---	R371	169	R381	176	R391	173	R401	179	---	---
---	---	---	---	R372	169	R382	176	R392	175	R402	169	---	---
---	---	R363	169	---	---	R383	176	R393	169	R403	169	---	---
---	---	R364	189	---	---	---	---	---	---	R404	169	---	---
---	---	R365	169	---	---	R385	176	---	---	R405	169	---	---
---	---	---	---	R376	176	R386	176	---	---	---	---	---	---
---	---	R366	169	R377	176	---	---	---	---	R406	169	---	---
---	---	R367	169	R378	176	---	---	---	---	R407	169	---	---
---	---	R368	169	R379	176	R389	181	---	---	---	---	R418	168
R359	175	R369	168	R380	176	R389	169	---	---	---	---	---	---
---	---	R370	169	---	---	R390	169	R400	170	---	---	---	---

14.MAIN CONTROL BOARD (G094)

RESISTOR

SYMBOL NO.	INDEX NO.	SYMBOL NO.	INDEX NO.	SYMBOL NO.	INDEX NO.	SYMBOL NO.	INDEX NO.	SYMBOL NO.	INDEX NO.	SYMBOL NO.	INDEX NO.	SYMBOL NO.	INDEX NO.
R421	168	R431	168	R441	169	R451	169	R461	176	R471	169	---	---
---	---	R432	163	R442	169	---	---	R462	169	---	---	R482	168
R423	168	---	---	R443	169	R453	169	R463	169	---	---	---	---
---	---	---	---	---	---	R454	168	---	---	---	---	---	---
---	---	---	---	---	---	---	---	R465	176	---	---	---	---
R426	169	R436	168	---	---	R456	168	---	---	R476	169	R496	168
---	---	R437	182	R447	176	---	---	R467	169	---	---	---	---
R428	182	R438	169	R448	176	R458	169	---	---	---	---	R498	169
---	---	---	---	R449	176	R459	176	R469	169	---	---	---	---
---	---	---	---	R450	176	R460	169	---	---	---	---	---	---

RESISTOR

SYMBOL NO.	INDEX NO.	SYMBOL NO.	INDEX NO.	SYMBOL NO.	INDEX NO.	SYMBOL NO.	INDEX NO.	SYMBOL NO.	INDEX NO.	SYMBOL NO.	INDEX NO.	SYMBOL NO.	INDEX NO.
R501	176	R511	169	R521	176	---	---	R541	176	R551	183	R561	176
R502	176	R512	168	R522	168	---	---	---	---	R552	183	R562	188
R503	169	---	---	R523	169	---	---	R543	183	---	---	R563	180
R504	191	---	---	R524	169	---	---	---	---	---	---	R564	180
---	---	R515	168	R525	169	---	---	---	---	---	---	---	---
---	---	---	---	---	---	---	---	---	---	---	---	---	---
---	---	R516	168	---	---	R536	167	---	---	---	---	---	---
---	---	---	---	---	---	---	---	R547	183	---	---	R567	179
---	---	R518	176	---	---	R538	176	---	---	R558	167	R568	179
---	---	R519	176	---	---	R539	176	---	---	R559	167	---	---
---	---	R520	176	---	---	R540	176	---	---	R560	176	R570	180

14.MAIN CONTROL BOARD (G094)

RESISTOR

SYMBOL NO.	INDEX NO.
---	---
---	---
---	---
R574	169
R575	176
R576	169
R577	169
R578	169
R579	169
R580	176

SYMBOL NO.	INDEX NO.
R581	176
R582	176
R583	176
R584	176
R585	176
R586	176
R587	176
R588	176
R589	176
R590	176

SYMBOL NO.	INDEX NO.
R591	176
R592	176
R593	176
R594	169
---	---
R596	169

REG

SYMBOL NO.	INDEX NO.
REG1	127
REG2	130

RN

SYMBOL NO.	INDEX NO.
RN1	136
---	---
---	---
---	---
---	---
---	---
---	---
---	---
---	---
RN10	136

SYMBOL NO.	INDEX NO.
RN11	136
RN12	136
RN13	136
RN14	136
---	---
RN16	136
RN17	135
RN18	136
---	---
---	---

SYMBOL NO.	INDEX NO.
---	---
---	---
---	---
RN24	136
RN25	136
RN26	136
RN27	136
RN28	136
RN29	136
RN30	136

RN

SYMBOL NO.	INDEX NO.
---	---
---	---
---	---
---	---
RN65	138
---	---
---	---
---	---
---	---
---	---

SYMBOL NO.	INDEX NO.
---	---
RN72	134
RN73	134
RN74	134
---	---
---	---
---	---
---	---
---	---
RN80	136

SYMBOL NO.	INDEX NO.
---	---
RN82	138
RN83	136
RN84	136
RN85	136
RN86	136
---	---
---	---
---	---
---	---

SYMBOL NO.	INDEX NO.
---	---
RN92	136
---	---
---	---
---	---
---	---
---	---
---	---
RN100	138

SYMBOL NO.	INDEX NO.
---	---
---	---
---	---
---	---
---	---
---	---
---	---
---	---
RN110	136

SYMBOL NO.	INDEX NO.
RN111	136
RN112	133
RN113	133
RN114	133
RN115	133
---	---
RN117	136
RN118	136
RN119	136
RN120	136

SYMBOL NO.	INDEX NO.
RN121	136
RN122	136
RN123	136
RN124	136
RN125	136
---	---
---	---
RN128	136
RN129	136
RN130	136

14.MAIN CONTROL BOARD (G094)

RN

SYMBOL NO.	INDEX NO.
RN131	136
RN132	136
RN133	136
RN134	136
RN135	136
---	---
RN137	136
RN138	136
RN139	136
RN140	137

SW

SYMBOL NO.	INDEX NO.
RN141	137
RN142	134
---	---
---	---
RN145	135
RN146	135
RN147	136
RN148	136
RN149	136

SYMBOL NO.	INDEX NO.
SW2	112

14.MAIN CONTROL BOARD (G094)

Index No.	Part No.	Description	Q'ty Per Assembly
*	G094 5702	PCB:Cassis-P1:Main:EXP	1
1	G089 5900	ASIC:PICCOLO	1
2	G089 5902	HYBRID IC:D3144	1

Index No.	Part No.	Description	Q'ty Per Assembly
101	1102 4203	CT Header - 4P	
102	1102 7625	Connector - TX24-80R-LT-N1	
103	1102 7785	Connector - 57RE40360830BD29B	
104	1102 8329	Connector - Usb - UBB-4R-D14C	
105	1102 8356	Connector - FX2MAB-44P	
106	1102 8357	Connector - 52777-0809	
107	1102 8685	Connector - IC CARD	
108	1102 8829	Connector - DM-1D4-N3210	
109	1102 8832	Connector - DM-3D4-B3210	
110	1102 9349	Connector - DIMM	
111	1104 0413	Connetctor - 28p	
112	1204 1542	DIP Switch	
113	1401 0821	Diode - 1SS133	
114	1403 0996	LED - SML-310VT	
115	1407 2218	TTLIC - SN74LS06NS	
116	1407 5275	CMOS Logic - 74LVCHR16245A TSSOP	
117	1407 5327	CMOS Logic - 74LVC139A TSSOP	
118	1407 5337	CMOS Logic - 74LVCH16373A TSSOP	
119	1407 5351	IC - SN74LV14APW	
120	1407 5364	IC - SN74AHCT244PW	
121	1407 5717	IC - ICS960001AF	
122	1407 5856	RAM - FM18I08-70-P	
123	1407 5861	CPU - TMPR4955BFG-300	
124	1407 5960	IC - SN74LVCZ161284ADGG	
125	1407 6062	USB2.0 - KL5BUDV003CCFP	
126	1408 1779	IC - R3112Q281A	
127	1408 1818	Series Regulator - LM1117MP-1.8	
128	1408 1825	IC - R3112Q121A	
129	1408 1838	IC - R3112Q431A	
130	1408 1864	Series Regulator - AIC1085-ADJCM	
131	1503 0842	Oscillator - 14.31818MHZ	
132	1503 1138	Crystal Oscilator - 48MHZ	
133	1601 7877	Resistor Array 4.7k Ω \pm 5% 1/32W	
134	1601 7887	Resistor Array - 10K Ω \pm 5% 1/32W	
135	1601 7896	Resistor Array - 56 Ω \pm 5% 1/32W	

Index No.	Part No.	Description	Q'ty Per Assembly
136	1601 7898	Resistor Array	
137	1601 7900	Resistor Array - 0 Ω \pm 5%	
138	1601 7943	Resistor Array - 68 Ω \pm 5% 1/32W	
139	1604 2362	Capacitor - 100 μ F \pm 20% 25V	
140	1604 5135	Capacitor - 1000 μ F \pm 20% 10V	
141	1604 5136	Capacitor - 680 μ F \pm 20% 10V	
142	1605 0971	Ceramic Capacitor	
143	1605 1108	Capacitor - 0.01 μ F \pm 10% 50V	
144	1605 1197	Capacitor - 6PF \pm 0.5pF 50V	
145	1605 1199	Capacitor - 8PF \pm 0.5pF 50V	
146	1605 1200	Capacitor - 10PF \pm 0.5pF 50V	
147	1605 1202	Capacitor - 15pF \pm 5% 50V	
148	1605 1209	Capacitor - 150pF \pm 5% 50V	
149	1605 1214	Capacitor - 1000pF \pm 10% 50V	
150	1605 1216	Capacitor - 2200pF \pm 10%50V	
151	1605 1224	Capacitor 4.7 μ F \pm 10% 6.3V	
152	1605 1228	Capacitor:0.1uf: \pm 10%:25V	
153	1605 1238	Capacitor - 2.2 μ F \pm 10% 6.3V	
154	1605 1240	Capacitor - 0.01 μ F \pm 10% 25V	
155	1605 1289	Capacitor - 0.1 μ F \pm 10% 10V	
156	1605 1295	Capacitor:10uf:+80-20%:10V	
157	1605 1305	Capacitor - 1 μ F+80-20% 6.3V	
158	1607 1014	EMI Filter - BLM11P600SPB	
159	1607 1051	Filter -FBMJ2125HS420	
160	1607 1206	Filter - ACC2012L-250	
161	1607 1285	Filter NFM2012P13C105F	
162	1607 1362	Coil - ACM3225-800-2P	
163	1610 1496	Resistor - 150 Ω \pm 0.5%1/16W	
164	1610 1697	Resistor - 33 Ω \pm 0.5%1/10W	
165	1632 0000	Resistor - 0 Ω 1/8W	
166	1634 0000	Resistor - 0 Ω 1/16W	
167	1650 4101	Resistor - 100 Ω \pm 5%1/10W	
168	1650 4102	Resistor - 1K Ω \pm 5% 1/10W	
169	1650 4103	Resistor - 10K Ω \pm 5% 1/10W	
170	1650 4105	Resistor - 1M Ω \pm 5% 1/10W	

Index No.	Part No.	Description	Q'ty Per Assembly
171	1650 4122	Resistor - 1.2K Ω \pm 5% 1/10W	
172	1650 4152	Resistor - 1.5K Ω \pm 5% 1/10W	
173	1650 4153	Resistor - 15K Ω \pm 5% 1/10W	
174	1650 4220	Chip Resistor - 22 Ω \pm 5% 1/10W	
175	1650 4303	Resistor - 30K Ω \pm 5% 1/10W	
176	1650 4330	Chip Resistor - 33 Ω \pm 5% 1/10W	
177	1650 4331	Resistor - 330 Ω \pm 5%1/10W	
178	1650 4470	Resistor - 47 Ω \pm 5%1/10W	
179	1650 4471	Resistor - 470 Ω \pm 5%1/10W	
180	1650 4472	Resistor - 4.7K Ω \pm 5% 1/10W	
181	1650 4512	Resistor - 5.1K Ω \pm 5%1/10W	
182	1650 4519	Resistor:5.1 Ω : \pm 5%:1/10W	
183	1650 4560	Chip Resistor - 56 Ω \pm 5% 1/10W	
184	1650 4562	Resistor - 5.6K Ω \pm 5% 1/10W	
185	1650 4680	Resistor - 68 Ω \pm 5%1/10W	
186	1650 4683	Resistor - 68K Ω \pm 5% 1/10W	
187	1650 4820	Resistor - 82 Ω \pm 5% 1/10W	
188	1650 4821	Chip Resistor - 820 Ω \pm 5% 1/10W	
189	1654 1242	Resistor - 12.4K Ω \pm 1% 1/10W	
190	1654 3909	Resistor - 39 Ω \pm 1%1/10W	
191	1654 8200	Resistor - 820 Ω \pm 1%1/10W	
192	1660 0100	Capacitor - 10PF \pm 0.5pF 50V	
193	1660 2101	Capacitor - 100pF - \pm 10% - 50V	
194	1906 0055	Flash Memory - LH28F128BFHT-PWTL80	
195	1907 0013	SDRAM:256M:4MX16X4:133Mhz:G1	

15.MAIN CONTROL BOARD (G095)

CAPACITOR

SYMBOL NO.	INDEX NO.	SYMBOL NO.	INDEX NO.	SYMBOL NO.	INDEX NO.	SYMBOL NO.	INDEX NO.	SYMBOL NO.	INDEX NO.	SYMBOL NO.	INDEX NO.	SYMBOL NO.	INDEX NO.
C1	163	---	---	---	---	---	---	---	---	---	---	---	---
---	---	---	---	---	---	---	---	---	---	---	---	---	---
C3	163	C13	152	---	---	---	---	C43	163	---	---	---	---
C4	163	C14	162	---	---	---	---	C44	159	C52	160	---	---
C5	163	C15	162	---	---	---	---	C45	160	---	---	---	---
---	---	---	---	---	---	---	---	---	---	C54	160	---	---
---	---	C16	152	---	---	---	---	---	---	C55	163	---	---
---	---	C17	162	---	---	---	---	---	---	---	---	---	---
C8	159	C18	163	C27	160	---	---	---	---	C56	163	---	---
C9	159	C19	162	---	---	---	---	C48	160	C57	163	---	---
---	---	---	---	---	---	---	---	C49	160	C58	163	---	---
---	---	---	---	---	---	---	---	C50	160	C59	163	---	---
---	---	---	---	---	---	---	---	---	---	C60	163	C70	157

CAPACITOR

SYMBOL NO.	INDEX NO.	SYMBOL NO.	INDEX NO.	SYMBOL NO.	INDEX NO.	SYMBOL NO.	INDEX NO.	SYMBOL NO.	INDEX NO.	SYMBOL NO.	INDEX NO.	SYMBOL NO.	INDEX NO.
---	---	C81	147	C91	148	---	---	---	---	C191	161	C251	163
---	---	---	---	C92	148	C152	163	---	---	---	---	---	---
---	---	---	---	C93	148	---	---	C183	165	---	---	---	---
C74	163	---	---	---	---	---	---	C184	165	---	---	---	---
---	---	---	---	C95	163	C165	163	C185	165	---	---	---	---
---	---	---	---	---	---	---	---	---	---	---	---	---	---
---	---	---	---	---	---	C166	163	---	---	---	---	---	---
---	---	C87	157	---	---	---	---	---	---	---	---	C257	165
---	---	C88	163	---	---	---	---	C188	161	---	---	C258	165
---	---	C89	163	C149	145	---	---	---	---	---	---	C259	165
---	---	C90	148	---	---	---	---	C190	161	---	---	C260	165

15.MAIN CONTROL BOARD (G095)

CAPACITOR

SYMBOL NO.	INDEX NO.	SYMBOL NO.	INDEX NO.	SYMBOL NO.	INDEX NO.	SYMBOL NO.	INDEX NO.	SYMBOL NO.	INDEX NO.	SYMBOL NO.	INDEX NO.	SYMBOL NO.	INDEX NO.
C261	165	C271	162	---	---	C301	163	---	---	C321	160	---	---
---	---	C272	158	---	---	---	---	C312	163	C322	150	---	---
---	---	C273	147	---	---	C303	162	---	---	C323	162	C333	150
---	---	---	---	---	---	C304	158	C314	150	---	---	C334	150
---	---	---	---	---	---	---	---	C315	163	C325	162	C335	150
---	---	C276	158	---	---	---	---	C316	162	C326	150	C336	163
C267	145	C277	162	---	---	---	---	C317	157	---	---	---	---
C268	162	C278	153	C298	160	---	---	---	---	C328	150	C338	163
C269	162	C279	207	C299	163	---	---	C319	149	---	---	---	---
---	---	---	---	---	---	C310	207	C320	163	C330	163	C340	209

CAPACITOR

SYMBOL NO.	INDEX NO.	SYMBOL NO.	INDEX NO.	SYMBOL NO.	INDEX NO.	SYMBOL NO.	INDEX NO.	SYMBOL NO.	INDEX NO.	SYMBOL NO.	INDEX NO.	SYMBOL NO.	INDEX NO.
C341	163	C351	163	---	---	C371	163	C391	163	C401	155	C411	146
C342	163	---	---	C362	163	C372	163	C392	163	---	---	C412	146
---	---	---	---	C363	163	C373	208	C393	163	---	---	C413	163
---	---	C354	163	C364	164	C374	160	C394	163	---	---	C414	163
---	---	C355	163	C365	163	C375	151	C395	163	---	---	C415	163
C346	163	C356	163	---	---	C376	151	C396	163	C406	155	C416	163
---	---	C357	163	C367	163	C377	163	---	---	---	---	C417	163
C348	150	C358	163	C368	163	C378	163	---	---	---	---	C418	163
---	---	C359	163	C369	163	C379	163	---	---	---	---	C419	163
---	---	C360	163	C370	163	---	---	---	---	C410	147	C420	163

15.MAIN CONTROL BOARD (G095)

CAPACITOR

SYMBOL NO.	INDEX NO.	SYMBOL NO.	INDEX NO.	SYMBOL NO.	INDEX NO.	SYMBOL NO.	INDEX NO.	SYMBOL NO.	INDEX NO.	SYMBOL NO.	INDEX NO.	SYMBOL NO.	INDEX NO.
C421	163	C431	163	C441	160	C451	145	C461	163	C471	163	C481	163
C422	163	C432	163	C442	159	---	---	C462	163	C472	163	C482	164
---	---	C433	163	---	---	C453	163	C463	160	C473	163	C483	163
C424	163	C434	163	C444	163	C454	163	C464	163	C474	163	C484	163
C425	163	---	---	C445	163	C455	163	---	---	C475	163	C485	160
C426	163	---	---	C446	163	C456	163	C466	163	C476	163	---	---
C427	163	C437	163	---	---	C457	163	C467	159	C477	163	C487	160
C428	163	C438	160	---	---	C458	163	C468	163	C478	163	---	---
C429	163	C439	160	C449	163	C459	163	C469	163	C479	163	C489	160
C430	163	C440	160	C450	145	C460	163	C470	163	C480	157	---	---

CAPACITOR

SYMBOL NO.	INDEX NO.	SYMBOL NO.	INDEX NO.	SYMBOL NO.	INDEX NO.	SYMBOL NO.	INDEX NO.	SYMBOL NO.	INDEX NO.	SYMBOL NO.	INDEX NO.	SYMBOL NO.	INDEX NO.
C491	160	C501	165	---	---	---	---	C591	163	CN1	102	---	---
---	---	C502	163	---	---	---	---	---	---	CN2	106	---	---
C493	160	---	---	---	---	---	---	C593	154	---	---	CN13	101
C494	160	---	---	---	---	C574	163	C594	154	CN4	105	CN14	111
C495	160	---	---	---	---	C575	163	---	---	CN5	109	---	---
C496	160	C506	153	---	---	---	---	C596	160	CN6	110	CN16	107
C497	160	C507	153	C517	163	---	---	C597	160	CN7	108	---	---
C498	163	C508	153	C518	163	---	---	C598	156	---	---	CN68	112
C499	165	---	---	C519	163	C589	163	C599	156	CN9	103	---	---
C500	165	C510	165	---	---	---	---	---	---	CN10	104	---	---

CONNECTOR

15.MAIN CONTROL BOARD (G095)

DIODE

SYMBOL NO.	INDEX NO.
D3	114
---	---
D5	114

FIL

SYMBOL NO.	INDEX NO.
FIL26	170
FIL27	168
FIL28	168
FIL29	167
FIL30	169
---	---
FIL31	169

IC

SYMBOL NO.	INDEX NO.
HIC1	2
IC2	127
IC3	125
---	---
IC5	1
---	---
IC6	211
IC7	211
---	---
---	---
---	---

SYMBOL NO.	INDEX NO.
---	---
---	---
---	---
---	---
IC15	121
---	---
---	---
---	---
---	---
IC20	129

SYMBOL NO.	INDEX NO.
---	---
---	---
---	---
---	---
---	---
---	---
---	---
---	---
IC38	123
---	---

SYMBOL NO.	INDEX NO.
---	---
---	---
---	---
---	---
---	---
---	---
---	---
IC47	119
---	---
---	---

SYMBOL NO.	INDEX NO.
---	---
---	---
---	---
---	---
IC55	124
---	---
---	---
IC57	130
---	---
---	---
IC60	134

IC

SYMBOL NO.	INDEX NO.
IC61	131
IC62	133
IC63	122
IC64	210
---	---
---	---
---	---
---	---
IC68	126
IC69	118
---	---

SYMBOL NO.	INDEX NO.
---	---
---	---
---	---
---	---
---	---
---	---
IC76	120
IC77	128

JP

SYMBOL NO.	INDEX NO.
---	---
---	---
---	---
---	---
---	---
---	---
---	---
JP17	175
JP18	175
JP19	175
---	---

SYMBOL NO.	INDEX NO.
---	---
JP22	175
JP23	175
---	---
---	---
---	---
JP26	175
---	---
---	---
JP29	175
JP30	175

SYMBOL NO.	INDEX NO.
---	---
---	---
JP31	175
---	---
---	---
---	---
JP35	175
---	---
JP36	175
---	---
---	---
JP38	175
JP39	175
---	---

SYMBOL NO.	INDEX NO.
---	---
---	---
---	---
---	---
---	---
JP45	176
---	---
JP46	176
---	---
---	---
---	---
---	---

SYMBOL NO.	INDEX NO.
---	---
---	---
---	---
---	---
---	---
---	---
---	---
---	---
---	---
JP57	174
---	---
---	---

15.MAIN CONTROL BOARD (G095)

JP

SYMBOL NO.	INDEX NO.
---	---
---	---
---	---
JP64	175
JP65	175
---	---
---	---
JP68	176
JP69	176
---	---

LED

SYMBOL NO.	INDEX NO.
JP72	176
JP74	176
JP75	176

SYMBOL NO.	INDEX NO.
LED1	116
LED2	117
LED3	115

OSC

SYMBOL NO.	INDEX NO.
OSC1	136
OSC2	137
---	---
OSC4	138

L

SYMBOL NO.	INDEX NO.
L1	171
L2	166

RESISTOR

SYMBOL NO.	INDEX NO.
R1	187
R2	187
R3	187
R4	187
R5	187
---	---
R6	187
R7	187
R8	187
R9	178
---	---

SYMBOL NO.	INDEX NO.
---	---
---	---
---	---
---	---
---	---
---	---
R18	179
---	---
---	---

SYMBOL NO.	INDEX NO.
---	---
---	---
---	---
---	---
R25	187
---	---
---	---
R37	187
---	---
---	---

SYMBOL NO.	INDEX NO.
R41	184
R42	189
---	---
---	---
---	---
---	---
---	---
R48	187
R49	187
R50	187

RESISTOR

SYMBOL NO.	INDEX NO.
R51	187
---	---
---	---
---	---
---	---
---	---
---	---
R87	196
R88	196
R89	181
---	---

SYMBOL NO.	INDEX NO.
---	---
---	---
R93	196
---	---
---	---
---	---
---	---
---	---
R98	196
---	---
---	---

SYMBOL NO.	INDEX NO.
---	---
---	---
---	---
---	---
---	---
---	---
---	---
R108	198
---	---
R110	178

SYMBOL NO.	INDEX NO.
R111	198
R112	179
R113	195
R114	198
---	---
---	---
R116	184
---	---
---	---
---	---
---	---

SYMBOL NO.	INDEX NO.
R121	184
---	---
R123	187
---	---
---	---
---	---
---	---
---	---
R139	191
---	---

SYMBOL NO.	INDEX NO.
---	---
---	---
---	---
R154	178
---	---
---	---
---	---
---	---
R159	187
---	---

SYMBOL NO.	INDEX NO.
---	---
---	---
---	---
---	---
R165	178
---	---
---	---
R167	188
R168	187
R169	187
R170	187

15.MAIN CONTROL BOARD (G095)

RESISTOR

SYMBOL NO.	INDEX NO.	SYMBOL NO.	INDEX NO.	SYMBOL NO.	INDEX NO.	SYMBOL NO.	INDEX NO.	SYMBOL NO.	INDEX NO.	SYMBOL NO.	INDEX NO.	SYMBOL NO.	INDEX NO.
R171	187	---	---	---	---	---	---	---	---	R281	187	---	---
R172	187	---	---	---	---	---	---	---	---	---	---	R292	187
R173	187	---	---	---	---	---	---	---	---	---	---	---	---
---	---	R184	179	R214	187	---	---	---	---	R284	187	---	---
---	---	---	---	---	---	---	---	---	---	R285	205	---	---
---	---	---	---	---	---	---	---	---	---	---	---	---	---
---	---	---	---	---	---	R266	197	---	---	---	---	---	---
---	---	---	---	---	---	---	---	---	---	---	---	---	---
---	---	---	---	---	---	---	---	---	---	---	---	R308	187
---	---	---	---	---	---	---	---	---	---	---	---	R309	178
---	---	---	---	R230	177	---	---	---	---	---	---	R310	189
---	---	---	---	---	---	R270	197	---	---	R290	187	---	---

RESISTOR

SYMBOL NO.	INDEX NO.	SYMBOL NO.	INDEX NO.	SYMBOL NO.	INDEX NO.	SYMBOL NO.	INDEX NO.	SYMBOL NO.	INDEX NO.	SYMBOL NO.	INDEX NO.	SYMBOL NO.	INDEX NO.
R311	187	R321	192	---	---	R341	179	R351	192	---	---	R371	179
---	---	---	---	R332	204	---	---	R352	203	R362	192	R372	179
R313	185	---	---	R333	179	R343	202	R353	204	R363	179	---	---
R314	185	R324	192	---	---	---	---	---	---	R364	200	---	---
R315	203	R325	187	R335	201	---	---	R355	187	R365	179	---	---
R316	181	R326	202	R336	182	---	---	---	---	R366	179	R376	187
R317	206	---	---	---	---	R347	187	R357	191	R367	179	R377	187
R318	179	R328	179	---	---	---	---	R358	187	R368	179	R378	187
R319	204	---	---	R339	201	R349	187	R359	186	R369	178	R379	187
R320	187	R330	179	---	---	---	---	R360	204	R370	179	R380	187

15.MAIN CONTROL BOARD (G095)

RESISTOR

SYMBOL NO.	INDEX NO.	SYMBOL NO.	INDEX NO.	SYMBOL NO.	INDEX NO.	SYMBOL NO.	INDEX NO.	SYMBOL NO.	INDEX NO.	SYMBOL NO.	INDEX NO.	SYMBOL NO.	INDEX NO.
R381	187	R391	183	R401	190	---	---	R421	178	R431	178	R441	179
R382	187	R392	186	R402	179	---	---	---	---	R432	173	R442	179
R383	187	R393	179	R403	179	---	---	R423	178	---	---	R443	179
---	---	---	---	R404	179	---	---	---	---	---	---	---	---
R385	187	---	---	R405	179	---	---	---	---	---	---	---	---
---	---	---	---	---	---	---	---	---	---	---	---	---	---
R386	187	---	---	R406	179	---	---	R426	179	R436	178	---	---
---	---	---	---	R407	179	---	---	---	---	R437	193	R447	187
---	---	---	---	---	---	---	---	R428	193	R438	179	R448	187
R389	179	R399	192	---	---	---	---	---	---	---	---	R449	187
R390	179	R400	180	---	---	---	---	---	---	---	---	R450	187
---	---	---	---	---	---	---	---	---	---	---	---	---	---

RESISTOR

SYMBOL NO.	INDEX NO.	SYMBOL NO.	INDEX NO.	SYMBOL NO.	INDEX NO.	SYMBOL NO.	INDEX NO.	SYMBOL NO.	INDEX NO.	SYMBOL NO.	INDEX NO.	SYMBOL NO.	INDEX NO.
R451	179	R461	187	R471	179	---	---	R501	187	R511	179	R521	187
---	---	R462	179	---	---	R482	178	R502	187	R512	178	R522	178
R453	179	R463	179	---	---	---	---	R503	179	R513	178	R523	179
R454	178	---	---	---	---	---	---	R504	205	---	---	R524	179
---	---	R465	187	---	---	---	---	---	---	R515	178	R525	179
---	---	---	---	---	---	---	---	---	---	---	---	---	---
R456	178	---	---	R476	179	R496	178	---	---	R516	178	---	---
---	---	R467	179	---	---	---	---	---	---	R517	187	---	---
R458	179	---	---	---	---	R498	179	---	---	R518	187	---	---
R459	187	R469	179	---	---	---	---	---	---	R519	187	---	---
R460	179	---	---	---	---	---	---	---	---	R520	187	---	---
---	---	---	---	---	---	---	---	---	---	---	---	---	---

15.MAIN CONTROL BOARD (G095)

RESISTOR

SYMBOL NO.	INDEX NO.	SYMBOL NO.	INDEX NO.	SYMBOL NO.	INDEX NO.	SYMBOL NO.	INDEX NO.	SYMBOL NO.	INDEX NO.	SYMBOL NO.	INDEX NO.	SYMBOL NO.	INDEX NO.
---	---	R541	187	R551	194	R561	187	---	---	R581	187	R591	187
---	---	---	---	R552	194	R562	199	---	---	R582	187	R592	187
---	---	R543	194	---	---	R563	191	---	---	R583	187	R593	187
---	---	---	---	---	---	R564	191	R574	179	R584	187	R594	179
---	---	---	---	---	---	---	---	R575	187	R585	187	---	---
R536	177	---	---	---	---	---	---	R576	179	R586	187	R596	179
---	---	R547	194	---	---	R567	190	R577	179	R587	187	---	---
R538	187	---	---	R558	177	R568	190	R578	179	R588	187	---	---
R539	187	---	---	R559	177	---	---	R579	179	R589	187	---	---
R540	187	---	---	R560	187	R570	191	R580	187	R590	187	---	---

REG

SYMBOL NO.	INDEX NO.
REG1	132
REG2	135

RN

SYMBOL NO.	INDEX NO.	SYMBOL NO.	INDEX NO.	SYMBOL NO.	INDEX NO.	SYMBOL NO.	INDEX NO.	SYMBOL NO.	INDEX NO.	SYMBOL NO.	INDEX NO.	SYMBOL NO.	INDEX NO.
RN1	142	RN11	142	---	---	---	---	---	---	---	---	---	---
---	---	RN12	142	---	---	---	---	---	---	RN72	140	RN82	144
---	---	RN13	142	---	---	---	---	---	---	RN73	140	RN83	142
---	---	RN14	142	---	---	RN24	142	---	---	RN74	140	RN84	142
---	---	---	---	---	---	RN25	142	RN65	144	---	---	RN85	142
---	---	---	---	RN16	142	---	---	---	---	---	---	---	---
---	---	RN17	142	---	---	RN26	142	---	---	---	---	RN86	142
---	---	RN18	142	---	---	RN27	142	---	---	---	---	---	---
---	---	---	---	---	---	RN28	142	---	---	---	---	---	---
---	---	---	---	---	---	RN29	142	---	---	---	---	---	---
RN10	142	---	---	---	---	RN30	142	---	---	RN80	142	---	---

15.MAIN CONTROL BOARD (G095)

RN

SYMBOL NO.	INDEX NO.
---	---
RN92	142
---	---
---	---
---	---
---	---
---	---
---	---
---	---
RN100	144

SYMBOL NO.	INDEX NO.
---	---
---	---
---	---
---	---
---	---
---	---
---	---
---	---
---	---
RN110	142

SYMBOL NO.	INDEX NO.
RN111	142
RN112	139
RN113	139
RN114	139
RN115	139
RN116	142
RN117	142
RN118	142
RN119	142
RN120	142

SYMBOL NO.	INDEX NO.
RN121	142
RN122	142
RN123	142
RN124	142
RN125	142
RN126	142
---	---
---	---
RN129	142
RN130	142

SYMBOL NO.	INDEX NO.
RN131	142
RN132	142
RN133	142
RN134	142
RN135	142
---	---
RN137	142
RN138	142
RN139	142
RN140	143

SYMBOL NO.	INDEX NO.
RN141	143
RN142	140
---	---
---	---
RN145	141
RN146	141
RN147	141
RN148	142
RN149	142

SW

SYMBOL NO.	INDEX NO.
SW2	113

T

SYMBOL NO.	INDEX NO.
T1	172

15.MAIN CONTROL BOARD (G095)

Index No.	Part No.	Description	Q'ty Per Assembly
*	G095 5702	PCB:Cassis-P1:Main:EXP:NIC	1
1	G089 5900	ASIC:PICCOLO	1
2	G089 5902	HYBRID IC:D3144	1

Index No.	Part No.	Description	Q'ty Per Assembly
101	1102 4203	CT Header - 4P	
102	1102 7625	Connector - TX24-80R-LT-N1	
103	1102 7785	Connector - 57RE40360830BD29B	
104	1102 8329	Connector - Usb - UBB-4R-D14C	
105	1102 8356	Connector - FX2MAB-44P	
106	1102 8357	Connector - 52777-0809	
107	1102 8685	Connector - IC CARD	
108	1102 8829	Connector - DM-1D4-N3210	
109	1102 8832	Connector - DM-3D4-B3210	
110	1102 8989	Lan Connector	
111	1102 9349	Connector - DIMM	
112	1104 0413	Connetctor - 28p	
113	1204 1542	DIP Switch	
114	1401 0821	Diode - 1SS133	
115	1403 0953	LED - SML-310MT	
116	1403 0996	LED - SML-310VT	
117	1403 1033	LED - SML-310YT	
118	1407 2218	TTLIC - SN74LS06NS	
119	1407 5275	CMOS Logic - 74LVCHR16245A TSSOP	
120	1407 5327	CMOS Logic - 74LVC139A TSSOP	
121	1407 5337	CMOS Logic - 74LVCH16373A TSSOP	
122	1407 5351	IC - SN74LV14APW	
123	1407 5364	IC - SN74AHCT244PW	
124	1407 5523	ROM - I2C SOP 3V	
125	1407 5717	IC - ICS960001AF	
126	1407 5856	RAM - FM18L08-70-P	
127	1407 5861	CPU - TMPR4955BFG-300	
128	1407 5868	Ethernet Cont LSI - DP83847ALQA56A	
129	1407 5960	IC - SN74LVCZ161284ADGG	
130	1407 6062	USB2.0 - KL5BUDV003CCFP	
131	1408 1779	IC - R3112Q281A	
132	1408 1818	Series Regulator - LM1117MP-1.8	
133	1408 1825	IC - R3112Q121A	
134	1408 1838	IC - R3112Q431A	
135	1408 1864	Series Regulator - AIC1085-ADJCM	

Index No.	Part No.	Description	Q'ty Per Assembly
136	1503 0842	Oscillator - 14.31818MHZ	
137	1503 0959	Crystal Oscilator - 25MHZ	
138	1503 1138	Crystal Oscilator - 48MHZ	
139	1601 7877	Resistor Array 4.7k Ω \pm 5% 1/32W	
140	1601 7887	Resistor Array - 10K Ω \pm 5% 1/32W	
141	1601 7896	Resistor Array - 56 Ω \pm 5% 1/32W	
142	1601 7898	Resistor Array	
143	1601 7900	Resistor Array - 0 Ω \pm 5%	
144	1601 7943	Resistor Array - 68 Ω \pm 5% 1/32W	
145	1604 2362	Capacitor - 100 μ F \pm 20% 25V	
146	1604 5135	Capacitor - 1000 μ F \pm 20% 10V	
147	1604 5136	Capacitor - 680 μ F \pm 20% 10V	
148	1605 0971	Ceramic Capacitor	
149	1605 1025	Capacitor - 1000pF \pm 10% 2KV	
150	1605 1108	Capacitor - 0.01 μ F \pm 10% 50V	
151	1605 1197	Capacitor - 6PF \pm 0.5pF 50V	
152	1605 1199	Capacitor - 8PF \pm 0.5pF 50V	
153	1605 1200	Capacitor - 10PF \pm 0.5pF 50V	
154	1605 1202	Capacitor - 15pF \pm 5% 50V	
155	1605 1205	Capacitor - 33pF \pm 5% 50V	
156	1605 1209	Capacitor - 150pF \pm 5% 50V	
157	1605 1214	Capacitor - 1000pF \pm 10% 50V	
158	1605 1216	Capacitor - 2200pF \pm 10%50V	
159	1605 1224	Capacitor 4.7 μ F \pm 10% 6.3V	
160	1605 1228	Capacitor:0.1uf: \pm 10%:25v	
161	1605 1238	Capacitor - 2.2 μ F \pm 10% 6.3V	
162	1605 1240	Capacitor - 0.01 μ F \pm 10% 25V	
163	1605 1289	Capacitor - 0.1 μ F \pm 10% 10V	
164	1605 1295	Capacitor:10uf:+80-20%:10V	
165	1605 1305	Capacitor - 1 μ F+80-20% 6.3V	
166	1607 0551	Inductor - BLM32A07PB	
167	1607 1014	EMI Filter - BLM11P600SPB	
168	1607 1051	Filter -fBMJ2125HS420	
169	1607 1206	Filter - ACC2012L-250	
170	1607 1285	Filter NFM2012P13C105F	

Index No.	Part No.	Description	Q'ty Per Assembly
171	1607 1362	Coil - ACM3225-800-2P	
172	1607 1509	Transformer - TLA-6T118LF	
173	1610 1496	Resistor - 150 Ω \pm 0.5%1/16W	
174	1610 1697	Resistor - 33 Ω \pm 0.5%1/10W	
175	1632 0000	Resistor - 0 Ω 1/8W	
176	1634 0000	Resistor - 0 Ω 1/16W	
177	1650 4101	Resistor - 100 Ω \pm 5%1/10W	
178	1650 4102	Resistor - 1K Ω \pm 5% 1/10W	
179	1650 4103	Resistor - 10K Ω \pm 5% 1/10W	
180	1650 4105	Resistor - 1M Ω \pm 5% 1/10W	
181	1650 4122	Resistor - 1.2K Ω \pm 5% 1/10W	
182	1650 4152	Resistor - 1.5K Ω \pm 5% 1/10W	
183	1650 4153	Resistor - 15K Ω \pm 5% 1/10W	
184	1650 4220	Chip Resistor - 22 Ω \pm 5% 1/10W	
185	1650 4271	Resistor - 270 Ω \pm 5%1/10W	
186	1650 4303	Resistor - 30K Ω \pm 5% 1/10W	
187	1650 4330	Chip Resistor - 33 Ω \pm 5% 1/10W	
188	1650 4331	Resistor - 330 Ω \pm 5%1/10W	
189	1650 4470	Resistor - 47 Ω \pm 5%1/10W	
190	1650 4471	Resistor - 470 Ω \pm 5%1/10W	
191	1650 4472	Resistor - 4.7K Ω \pm 5% 1/10W	
192	1650 4512	Resistor - 5.1K Ω \pm 5%1/10W	
193	1650 4519	Resistor:5.1 Ω : \pm 5%:1/10W	
194	1650 4560	Chip Resistor - 56 Ω \pm 5% 1/10W	
195	1650 4562	Resistor - 5.6K Ω \pm 5% 1/10W	
196	1650 4680	Resistor - 68 Ω \pm 5%1/10W	
197	1650 4683	Resistor - 68K Ω \pm 5% 1/10W	
198	1650 4820	Resistor - 82 Ω \pm 5% 1/10W	
199	1650 4821	Chip Resistor - 820 Ω \pm 5% 1/10W	
200	1654 1242	Resistor - 12.4K Ω \pm 1% 1/10W	
201	1654 3909	Resistor - 39 Ω \pm 1%1/10W	
202	1654 4999	Resistor - 49.9 Ω \pm 1%1/10W	
203	1654 5499	Resistor - 54.9 Ω \pm 1%1/10W	
204	1654 7509	Resistor - 75 Ω \pm 1% 1/10W	
205	1654 8200	Resistor - 820 Ω \pm 1%1/10W	

Index No.	Part No.	Description	Q'ty Per Assembly
206	1654 9311	Resistor - 9.31K Ω \pm 1% 1/10W	
207	1660 0100	Capacitor - 10PF \pm 0.5pF 50V	
208	1660 2101	Capacitor - 100pF - \pm 10% - 50V	
209	1660 4102	Capacitor - 1000pF \pm 10% 50V	
210	1906 0055	Flash Memory - LH28F128BFHT-PWTL80	
211	1907 0013	SDRAM:256M:4MX16X4:133Mhz:G1	

Index No.	Part No.	Description	Q'ty Per Assembly

16.MAIN CONTROL BOARD (G112)

CAPACITOR

SYMBOL NO.	INDEX NO.	SYMBOL NO.	INDEX NO.	SYMBOL NO.	INDEX NO.	SYMBOL NO.	INDEX NO.	SYMBOL NO.	INDEX NO.	SYMBOL NO.	INDEX NO.	SYMBOL NO.	INDEX NO.
C1	151	---	---	---	---	---	---	---	---	---	---	---	---
---	---	---	---	---	---	---	---	---	---	C52	155	---	---
C3	151	C13	142	---	---	---	---	C43	151	---	---	---	---
C4	151	C14	149	---	---	---	---	C44	148	C54	155	---	---
C5	151	C15	149	---	---	---	---	C45	155	C55	151	---	---
---	---	C16	142	---	---	---	---	---	---	C56	151	---	---
---	---	C17	149	C27	155	C36	155	---	---	C57	151	---	---
C8	148	C18	151	---	---	C37	155	---	---	C58	151	---	---
C9	148	C19	149	---	---	C38	155	C48	155	C59	151	---	---
---	---	---	---	---	---	---	---	C49	155	C60	151	---	---
---	---	---	---	---	---	C40	155	C50	155	---	---	C70	146

CAPACITOR

SYMBOL NO.	INDEX NO.	SYMBOL NO.	INDEX NO.	SYMBOL NO.	INDEX NO.	SYMBOL NO.	INDEX NO.	SYMBOL NO.	INDEX NO.	SYMBOL NO.	INDEX NO.	SYMBOL NO.	INDEX NO.
---	---	C81	140	C91	150	---	---	---	---	C191	152	C251	151
---	---	---	---	C92	150	C152	151	---	---	---	---	---	---
---	---	---	---	C93	150	---	---	C183	154	---	---	---	---
C74	151	---	---	---	---	---	---	C184	154	---	---	---	---
---	---	---	---	C95	151	C165	151	C185	154	---	---	---	---
---	---	---	---	---	---	C166	151	---	---	---	---	---	---
---	---	C87	146	---	---	---	---	---	---	---	---	C257	154
---	---	C88	151	---	---	---	---	C188	152	---	---	C258	154
---	---	C89	151	C149	138	---	---	---	---	---	---	C259	154
---	---	C90	150	---	---	---	---	C190	152	---	---	C260	154

16.MAIN CONTROL BOARD (G112)

CAPACITOR

SYMBOL NO.	INDEX NO.	SYMBOL NO.	INDEX NO.	SYMBOL NO.	INDEX NO.	SYMBOL NO.	INDEX NO.	SYMBOL NO.	INDEX NO.	SYMBOL NO.	INDEX NO.	SYMBOL NO.	INDEX NO.
C261	154	C271	149	---	---	C301	151	---	---	---	---	---	---
---	---	C272	147	---	---	---	---	C312	151	C322	192	---	---
---	---	C273	140	---	---	C303	149	---	---	C323	149	C333	192
---	---	---	---	---	---	C304	147	C314	192	---	---	C334	192
---	---	---	---	---	---	---	---	C315	151	C325	149	C335	192
---	---	C276	147	---	---	---	---	C316	149	C326	192	---	---
C267	138	C277	149	---	---	---	---	---	---	---	---	---	---
C268	149	C278	143	C298	155	---	---	---	---	C328	192	C348	192
C269	149	C279	190	C299	151	---	---	---	---	---	---	---	---
---	---	---	---	---	---	---	---	---	---	---	---	---	---

CAPACITOR

SYMBOL NO.	INDEX NO.	SYMBOL NO.	INDEX NO.	SYMBOL NO.	INDEX NO.	SYMBOL NO.	INDEX NO.	SYMBOL NO.	INDEX NO.	SYMBOL NO.	INDEX NO.	SYMBOL NO.	INDEX NO.
C351	151	---	---	---	---	C391	151	C411	139	C421	151	C431	151
---	---	C362	151	---	---	C392	151	C412	139	C422	151	C432	151
---	---	C363	151	C373	191	C393	151	C413	151	---	---	C433	151
C354	151	---	---	C374	155	C394	151	C414	151	C424	151	C434	151
C355	151	C365	151	C375	141	C395	151	C415	151	C425	151	---	---
C356	151	---	---	C376	141	C396	151	C416	151	C426	151	---	---
C357	151	---	---	C377	151	---	---	C417	151	C427	151	C437	151
C358	151	C368	151	C378	151	---	---	C418	151	C428	151	C438	155
C359	151	C369	151	C379	151	---	---	C419	151	C429	151	C439	155
C360	151	C370	151	---	---	C410	140	C420	151	C430	151	C440	155

16.MAIN CONTROL BOARD (G112)

CAPACITOR

SYMBOL NO.	INDEX NO.	SYMBOL NO.	INDEX NO.	SYMBOL NO.	INDEX NO.	SYMBOL NO.	INDEX NO.	SYMBOL NO.	INDEX NO.	SYMBOL NO.	INDEX NO.	SYMBOL NO.	INDEX NO.
C441	155	C451	138	C461	151	C471	151	C481	151	C491	155	C501	154
C442	148	---	---	C462	151	C472	151	C482	153	---	---	C502	151
---	---	C453	151	C463	155	C473	151	C483	151	C493	155	---	---
C444	151	C454	151	C464	151	C474	151	C484	151	C494	155	---	---
C445	151	C455	151	---	---	C475	151	C485	155	C495	155	---	---
C446	151	C456	151	C466	151	C476	151	---	---	C496	155	C506	143
---	---	C457	151	C467	148	C477	151	C487	155	C497	155	C507	143
---	---	C458	151	C468	151	C478	151	---	---	C498	151	C508	143
C449	151	C459	151	C469	151	C479	151	C489	155	C499	154	---	---
C450	138	C460	151	C470	151	C480	146	---	---	C500	154	C510	154

CAPACITOR

SYMBOL NO.	INDEX NO.	SYMBOL NO.	INDEX NO.
---	---	---	---
---	---	---	---
---	---	---	---
---	---	C574	151
---	---	C575	151
---	---	C576	151
C517	151	---	---
C518	151	---	---
---	---	C589	151
---	---	---	---

SYMBOL NO.	INDEX NO.	SYMBOL NO.	INDEX NO.
C591	151	C596	155
---	---	C597	155
C593	144	C598	145
C594	144	C599	145
---	---	---	---

CONNECTOR

SYMBOL NO.	INDEX NO.	SYMBOL NO.	INDEX NO.
CN1	102	---	---
CN2	106	---	---
---	---	---	---
CN4	105	---	---
CN5	109	---	---
---	---	---	---
CN7	108	---	---
---	---	---	---
CN9	103	---	---
CN10	104	---	---

DIODE

SYMBOL NO.	INDEX NO.	SYMBOL NO.	INDEX NO.
---	---	---	---
---	---	---	---
CN13	101	---	---
---	---	---	---
---	---	---	---
CN16	107	---	---

SYMBOL NO.	INDEX NO.
D3	112
---	---
D5	112

HIC

SYMBOL NO.	INDEX NO.
HIC1	2

FILTER

SYMBOL NO.	INDEX NO.
FIL26	158
FIL27	157
FIL28	157
FIL29	156
FIL30	160
FIL31	160

16.MAIN CONTROL BOARD (G112)

IC

SYMBOL NO.	INDEX NO.	SYMBOL NO.	INDEX NO.	SYMBOL NO.	INDEX NO.	SYMBOL NO.	INDEX NO.	SYMBOL NO.	INDEX NO.	SYMBOL NO.	INDEX NO.	SYMBOL NO.	INDEX NO.
IC2	122	---	---	---	---	---	---	---	---	IC61	125	---	---
IC3	120	---	---	---	---	---	---	---	---	IC62	127	---	---
---	---	---	---	---	---	---	---	---	---	IC63	118	---	---
IC5	1	IC15	117	---	---	---	---	---	---	IC64	193	---	---
---	---	---	---	---	---	---	---	---	---	---	---	---	---
IC6	194	---	---	---	---	---	---	---	---	---	---	---	---
IC7	194	---	---	---	---	IC47	115	IC57	124	---	---	---	---
---	---	---	---	IC38	119	---	---	---	---	IC68	110	---	---
---	---	---	---	---	---	---	---	IC59	114	IC68	121	---	---
---	---	IC20	123	---	---	---	---	IC60	128	---	---	IC76	116

JP

SYMBOL NO.	INDEX NO.	SYMBOL NO.	INDEX NO.	SYMBOL NO.	INDEX NO.	SYMBOL NO.	INDEX NO.	SYMBOL NO.	INDEX NO.
---	---	---	---	JP35	163	---	---	---	---
JP17	163	JP26	163	JP36	163	JP57	162	---	---
JP18	163	---	---	---	---	---	---	JP68	164
JP19	163	---	---	JP38	163	---	---	JP69	164
---	---	JP29	163	JP39	163	---	---	---	---
---	---	---	---	---	---	---	---	---	---
---	---	JP30	163	JP45	164	---	---	---	---
JP22	163	JP31	163	JP46	164	---	---	JP72	164
JP23	163	---	---	---	---	---	---	---	---
---	---	---	---	---	---	---	---	---	---
---	---	---	---	---	---	JP64	163	JP74	164
---	---	---	---	---	---	JP65	163	JP75	164

L

SYMBOL NO.	INDEX NO.
L1	159

OSC

SYMBOL NO.	INDEX NO.
OSC1	130
---	---
---	---
OSC4	131

LED

SYMBOL NO.	INDEX NO.
LED1	113

16.MAIN CONTROL BOARD (G112)

RESISTOR

SYMBOL NO.	INDEX NO.	SYMBOL NO.	INDEX NO.	SYMBOL NO.	INDEX NO.	SYMBOL NO.	INDEX NO.	SYMBOL NO.	INDEX NO.	SYMBOL NO.	INDEX NO.	SYMBOL NO.	INDEX NO.
R1	174	---	---	---	---	R41	172	R51	174	---	---	---	---
R2	174	---	---	---	---	R42	176	---	---	---	---	---	---
R3	174	---	---	---	---	---	---	---	---	R93	183	---	---
R4	174	---	---	---	---	---	---	---	---	---	---	---	---
R5	174	---	---	R25	174	---	---	---	---	---	---	---	---
R6	174	---	---	---	---	---	---	---	---	---	---	---	---
R7	174	---	---	R37	174	---	---	R87	183	---	---	---	---
R8	174	R18	167	---	---	R48	174	R88	183	R98	183	R108	185
R9	166	---	---	---	---	R49	174	R89	169	---	---	---	---
---	---	---	---	---	---	R50	174	---	---	---	---	R110	166

RESISTOR

SYMBOL NO.	INDEX NO.	SYMBOL NO.	INDEX NO.	SYMBOL NO.	INDEX NO.	SYMBOL NO.	INDEX NO.	SYMBOL NO.	INDEX NO.	SYMBOL NO.	INDEX NO.	SYMBOL NO.	INDEX NO.
R111	185	R121	172	---	---	---	---	---	---	R241	174	---	---
R112	167	---	---	---	---	---	---	---	---	---	---	---	---
R113	182	R123	174	---	---	---	---	---	---	---	---	---	---
R114	185	---	---	---	---	R164	166	R184	167	---	---	---	---
---	---	---	---	---	---	R165	166	---	---	---	---	---	---
R116	172	---	---	---	---	---	---	---	---	---	---	R266	184
---	---	---	---	---	---	R167	175	---	---	---	---	---	---
---	---	---	---	---	---	---	---	---	---	R258	189	---	---
---	---	R139	178	R159	174	---	---	---	---	---	---	---	---
---	---	---	---	---	---	---	---	R230	165	---	---	R270	184

16.MAIN CONTROL BOARD (G112)

RESISTOR

SYMBOL NO.	INDEX NO.	SYMBOL NO.	INDEX NO.	SYMBOL NO.	INDEX NO.	SYMBOL NO.	INDEX NO.	SYMBOL NO.	INDEX NO.	SYMBOL NO.	INDEX NO.	SYMBOL NO.	INDEX NO.
R281	174	---	---	R311	174	---	---	---	---	R341	167	---	---
---	---	R292	174	---	---	---	---	---	---	---	---	---	---
---	---	---	---	---	---	---	---	R333	167	---	---	R363	167
---	---	---	---	---	---	---	---	---	---	---	---	R364	187
---	---	---	---	---	---	---	---	R335	188	---	---	R365	167
---	---	---	---	R316	169	---	---	R336	170	---	---	R366	167
---	---	---	---	---	---	---	---	---	---	---	---	R367	167
---	---	R308	174	R318	167	R328	167	---	---	---	---	R368	167
---	---	R309	166	---	---	---	---	---	---	---	---	R369	166
R290	174	R310	176	---	---	R330	167	R339	188	R359	173	R370	167
								---	---	---	---		

RESISTOR

SYMBOL NO.	INDEX NO.	SYMBOL NO.	INDEX NO.	SYMBOL NO.	INDEX NO.	SYMBOL NO.	INDEX NO.	SYMBOL NO.	INDEX NO.	SYMBOL NO.	INDEX NO.	SYMBOL NO.	INDEX NO.
R371	167	R381	174	R391	171	R401	177	---	---	R421	166	R431	166
R372	167	R382	174	R392	173	R402	167	---	---	---	---	R432	161
---	---	R383	174	R393	167	R403	167	---	---	R423	166	---	---
---	---	---	---	---	---	R404	167	---	---	---	---	---	---
---	---	R385	174	---	---	R405	167	---	---	---	---	---	---
R376	174	R386	174	---	---	R406	167	---	---	R426	167	R436	166
R377	174	---	---	---	---	R407	167	---	---	---	---	R437	180
R378	174	---	---	---	---	---	---	R418	166	R428	180	R438	167
R379	174	R389	167	R399	179	---	---	---	---	---	---	---	---
R380	174	R390	167	R400	168	---	---	---	---	---	---	---	---

16.MAIN CONTROL BOARD (G112)

RESISTOR

SYMBOL NO.	INDEX NO.	SYMBOL NO.	INDEX NO.	SYMBOL NO.	INDEX NO.	SYMBOL NO.	INDEX NO.	SYMBOL NO.	INDEX NO.	SYMBOL NO.	INDEX NO.	SYMBOL NO.	INDEX NO.
R441	167	R451	167	R461	174	R471	167	---	---	R501	174	R511	167
R442	167	---	---	R462	167	---	---	R482	166	R502	174	R512	166
R443	167	R453	167	R463	167	---	---	---	---	R503	167	---	---
---	---	R454	166	---	---	---	---	---	---	R504	189	---	---
---	---	---	---	R465	174	---	---	---	---	---	---	R515	166
---	---	R456	166	---	---	R476	167	R496	166	---	---	R516	166
R447	174	---	---	R467	167	---	---	---	---	---	---	---	---
R448	174	R458	167	---	---	---	---	R498	167	---	---	R518	174
R449	174	R459	174	R469	167	---	---	---	---	---	---	R519	174
R450	174	R460	167	---	---	---	---	---	---	---	---	R520	174

RESISTOR

SYMBOL NO.	INDEX NO.	SYMBOL NO.	INDEX NO.	SYMBOL NO.	INDEX NO.	SYMBOL NO.	INDEX NO.	SYMBOL NO.	INDEX NO.	SYMBOL NO.	INDEX NO.	SYMBOL NO.	INDEX NO.
R521	174	---	---	R541	174	R551	181	R561	174	---	---	R581	174
R522	166	---	---	---	---	R552	181	R562	186	---	---	R582	174
R523	167	---	---	R543	181	---	---	R563	178	---	---	R583	174
---	---	---	---	---	---	---	---	R564	178	R574	167	R584	174
R525	167	---	---	---	---	---	---	---	---	R575	174	R585	174
---	---	R536	165	---	---	---	---	---	---	R576	167	R586	174
---	---	---	---	R547	181	---	---	R567	177	R577	167	R587	174
---	---	R538	174	---	---	R558	165	R568	177	R578	167	R588	174
---	---	R539	174	---	---	R559	165	---	---	R579	167	R589	174
---	---	R540	174	---	---	R560	174	R570	178	R580	174	R590	174

16.MAIN CONTROL BOARD (G112)

RESISTOR

SYMBOL NO.	INDEX NO.
R591	174
R592	174
R593	174
R594	167
---	---
R596	167

REG

SYMBOL NO.	INDEX NO.
REG1	126
REG2	129

RN

SYMBOL NO.	INDEX NO.
RN1	135
---	---
---	---
---	---
---	---
---	---
---	---
---	---
RN10	135

SYMBOL NO.	INDEX NO.
RN11	135
RN12	135
RN13	135
RN14	135
---	---
RN16	135
RN17	135
RN18	135
---	---
---	---

SYMBOL NO.	INDEX NO.
---	---
---	---
---	---
RN24	135
RN25	135
---	---
RN26	135
RN27	135
RN28	135
RN29	135
RN30	135

SYMBOL NO.	INDEX NO.
---	---
RN72	133
RN73	133
RN74	133
RN65	137
---	---
---	---
---	---
---	---
RN80	135

SYMBOL NO.	INDEX NO.
---	---
RN82	137
RN83	135
RN84	135
RN85	135
---	---
RN86	135
---	---
---	---
---	---
---	---

RN

SYMBOL NO.	INDEX NO.
---	---
RN92	135
---	---
---	---
---	---
---	---
---	---
---	---
---	---
RN100	137

SYMBOL NO.	INDEX NO.
---	---
---	---
---	---
---	---
---	---
---	---
---	---
RN110	135

SYMBOL NO.	INDEX NO.
RN111	135
RN112	132
RN113	132
RN114	132
RN115	132
---	---
RN117	135
RN118	135
RN119	135
RN120	135

SYMBOL NO.	INDEX NO.
---	---
RN122	135
RN123	135
RN124	135
RN125	135
---	---
---	---
RN128	135
RN129	135
RN130	135

SYMBOL NO.	INDEX NO.
RN131	135
RN132	135
RN133	135
RN134	135
RN135	135
---	---
---	---
RN137	135
RN138	135
RN139	135
RN140	136

SYMBOL NO.	INDEX NO.
RN141	136
RN142	133
---	---
---	---
RN145	134
---	---
---	---
RN147	134
RN148	135
RN149	135
---	---

SYMBOL NO.	INDEX NO.
RN1421	135

SW

SYMBOL NO.	INDEX NO.
SW2	111

16.MAIN CONTROL BOARD (G112)

Index No.	Part No.	Description	Q'ty Per Assembly
*	G112 5317	Controller Board - G112 Model	1
1	G089 5900	Asic:Piccolo	1
2	G089 5902	Hybrid IC:D3144	1

Index No.	Part No.	Description	Q'ty Per Assembly
101	1102 4203	CT Header - 4P	
102	1102 7625	Connector - TX24-80R-LT-N1	
103	1102 7785	Connector - 57RE40360830BD29B	
104	1102 8329	Connector - Usb - UBB-4R-D14C	
105	1102 8356	Connector - FX2MAB-44P	
106	1102 8357	Connector - 52777-0809	
107	1102 8685	Connector - IC CARD	
108	1102 8829	Connector - DM-1D4-N3210	
109	1102 8832	Connector - DM-3D4-B3210	
110	1104 0771	IC Socket - 28PIN	
111	1204 1542	DIP Switch	
112	1401 0821	Diode - 1SS133	
113	1403 0996	LED - SML-310VT	
114	1407 2218	TTLIC - SN74LS06NS	
115	1407 5275	CMOS Logic - 74LVCHR16245A TSSOP	
116	1407 5327	CMOS Logic - 74LVC139A TSSOP	
117	1407 5337	CMOS Logic - 74LVCH16373A TSSOP	
118	1407 5351	IC - SN74LV14APW	
119	1407 5364	IC - SN74AHCT244PW	
120	1407 5717	IC - ICS960001AF	
121	1407 5856	RAM - FM18I08-70-P	
122	1407 5861	CPU - TMPR4955BFG-300	
123	1407 5960	IC - SN74LVCZ161284ADGG	
124	1407 6062	Usb2.0 - KL5BUDV003CCFP	
125	1408 1779	IC - R3112Q281A	
126	1408 1818	Series Regulator - LM1117MP-1.8	
127	1408 1825	IC - R3112Q121A	
128	1408 1838	IC - R3112Q431A	
129	1408 1864	Series Regulator - AIC1085-ADICM	
130	1503 0842	Oscillator - 14.31818MHZ	
131	1503 1138	Crystal Oscilator - 48MHZ	
132	1601 7877	Resistor Array 4.7k Ω \pm 5% 1/32W	
133	1601 7887	Resistor Array - 10K Ω \pm 5% 1/32W	
134	1601 7896	Resistor Array - 56 Ω \pm 5% 1/32W	
135	1601 7898	Resistor Array	

Index No.	Part No.	Description	Q'ty Per Assembly
136	1601 7900	Resistor Array - 0 Ω \pm 5%	
137	1601 7943	Resistor Array - 68 Ω \pm 5% 1/32W	
138	1604 2362	Capacitor - 100 μ F \pm 20% 25V	
139	1604 5135	Capacitor - 1000 μ F \pm 20% 10V	
140	1604 5136	Capacitor - 680 μ F \pm 20% 10V	
141	1605 1197	Capacitor - 6PF \pm 0.5pF 50V	
142	1605 1199	Capacitor - 8PF \pm 0.5pF 50V	
143	1605 1200	Capacitor - 10PF \pm 0.5pF 50V	
144	1605 1202	Capacitor - 15pF \pm 5% 50V	
145	1605 1209	Capacitor - 150pF \pm 5% 50V	
146	1605 1214	Capacitor - 1000pF \pm 10% 50V	
147	1605 1216	Capacitor - 2200pF \pm 10%50V	
148	1605 1224	Capacitor 4.7 μ F \pm 10% 6.3V	
149	1605 1240	Capacitor - 0.01 μ F \pm 10% 25V	
150	1605 1288	Capacitor - 220pF \pm 5% 50V	
151	1605 1289	Capacitor - 0.1 μ F \pm 10% 10V	
152	1605 1291	Capacitor:2.2uf: \pm 10%:10V	
153	1605 1295	Capacitor:10uf:+80-20%:10V	
154	1605 1305	Capacitor - 1 μ F+80-20% 6.3V	
155	1605 1353	Capacitor - 0.1 μ F \pm 10% 25V	
156	1607 1014	EMI Filter - BLM11P600SPB	
157	1607 1051	Filter -FBMJ2125HS420	
158	1607 1285	Filter NFM2012P13C105F	
159	1607 1362	Coil - ACM3225-800-2P	
160	1607 1568	Filter - MPZ2012S300A	
161	1610 1794	Resistor - 150 Ω \pm 0.5% 1/10W	
162	1610 1795	Resistor - 33 Ω \pm 0.5% 1/10W	
163	1632 0000	Resistor - 0 Ω 1/8W	
164	1634 0000	Resistor - 0 Ω 1/16W	
165	1650 4101	Resistor - 100 Ω \pm 5%1/10W	
166	1650 4102	Resistor - 1K Ω \pm 5% 1/10W	
167	1650 4103	Resistor - 10K Ω \pm 5% 1/10W	
168	1650 4105	Resistor - 1M Ω \pm 5% 1/10W	
169	1650 4122	Resistor - 1.2K Ω \pm 5% 1/10W	
170	1650 4152	Resistor - 1.5K Ω \pm 5% 1/10W	

Index No.	Part No.	Description	Q'ty Per Assembly
171	1650 4153	Resistor - 15K Ω \pm 5% 1/10W	
172	1650 4220	Chip Resistor - 22 Ω \pm 5% 1/10W	
173	1650 4303	Resistor - 30K Ω \pm 5% 1/10W	
174	1650 4330	Chip Resistor - 33 Ω \pm 5% 1/10W	
175	1650 4331	Resistor - 330 Ω \pm 5%1/10W	
176	1650 4470	Resistor - 47 Ω \pm 5%1/10W	
177	1650 4471	Resistor - 470 Ω \pm 5%1/10W	
178	1650 4472	Resistor - 4.7K Ω \pm 5% 1/10W	
179	1650 4512	Resistor - 5.1K Ω \pm 5%1/10W	
180	1650 4519	Resistor:5.1 Ω : \pm 5%:1/10W	
181	1650 4560	Chip Resistor - 56 Ω \pm 5% 1/10W	
182	1650 4562	Resistor - 5.6K Ω \pm 5% 1/10W	
183	1650 4680	Resistor - 68 Ω \pm 5%1/10W	
184	1650 4683	Resistor - 68K Ω \pm 5% 1/10W	
185	1650 4820	Resistor - 82 Ω \pm 5% 1/10W	
186	1650 4821	Chip Resistor - 820 Ω \pm 5% 1/10W	
187	1654 1242	Resistor - 12.4K Ω \pm 1% 1/10W	
188	1654 3909	Resistor - 39 Ω \pm 1%1/10W	
189	1654 8200	Resistor - 820 Ω \pm 1%1/10W	
190	1660 0100	Capacitor - 10PF \pm 0.5pF 50V	
191	1660 2101	Capacitor - 100pF - \pm 10% - 50V	
192	1660 4103	Capacitor - 10000pF - \pm 10% - 50V	
193	1906 0055	Flash Memory - LH28F128BFHT-PWTI80	
194	1907 0013	SDRAM:256M:4MX16X4:133MHz:G1	

17.MAIN CONTROL BOARD (G113)

CAPACITOR

SYMBOL NO.	INDEX NO.	SYMBOL NO.	INDEX NO.	SYMBOL NO.	INDEX NO.	SYMBOL NO.	INDEX NO.	SYMBOL NO.	INDEX NO.	SYMBOL NO.	INDEX NO.	SYMBOL NO.	INDEX NO.
C1	160	---	---	C21	168	C31	160	C41	216	C51	150	---	---
C2	168	C12	160	C22	160	C32	160	C42	150	C52	216	---	---
---	---	C13	160	C23	160	---	---	C43	161	C53	215	---	---
C4	160	C14	168	C24	160	C34	146	C44	160	C54	151	---	---
C5	160	C15	148	C25	160	C35	160	C45	160	C55	167	---	---
C6	160	C16	160	---	---	C36	158	C46	161	C56	167	C66	160
C7	147	C17	157	---	---	C37	160	C47	160	C57	167	C67	160
C8	147	C18	160	C28	160	C38	160	C48	160	---	---	---	---
---	---	C19	157	C29	160	C39	151	C49	160	---	---	C69	160
---	---	C20	160	C30	158	C40	215	C50	161	---	---	C70	160

CAPACITOR

SYMBOL NO.	INDEX NO.	SYMBOL NO.	INDEX NO.	SYMBOL NO.	INDEX NO.	SYMBOL NO.	INDEX NO.	SYMBOL NO.	INDEX NO.	SYMBOL NO.	INDEX NO.	SYMBOL NO.	INDEX NO.
---	---	C81	150	C91	160	C101	160	---	---	C121	164	C131	161
C72	146	C82	161	C92	160	C102	151	---	---	C122	164	C132	161
C73	146	C83	165	C93	160	C103	215	---	---	C123	145	C133	160
---	---	C84	217	C94	160	C104	216	---	---	C124	164	C134	160
---	---	C85	158	C95	160	C105	150	---	---	C125	160	C135	160
C76	160	C86	161	C96	160	C106	161	---	---	C126	164	C136	160
C77	151	C87	160	C97	160	C107	160	---	---	C127	160	C137	160
C78	146	C88	160	C98	160	C108	167	C118	164	---	---	C138	160
C79	215	C89	160	C99	160	C109	167	C119	164	---	---	C139	160
C80	216	C90	160	C100	160	---	---	C120	145	---	---	C140	160

17.MAIN CONTROL BOARD (G113)

CAPACITOR

SYMBOL NO.	INDEX NO.	SYMBOL NO.	INDEX NO.	SYMBOL NO.	INDEX NO.	SYMBOL NO.	INDEX NO.	SYMBOL NO.	INDEX NO.	SYMBOL NO.	INDEX NO.	SYMBOL NO.	INDEX NO.
C141	160	C151	216	C161	214	C171	164	C181	164	C191	166	C201	148
C142	160	C152	216	C162	214	C172	155	C182	164	C192	166	C202	160
C143	160	C153	214	C163	216	C173	164	C183	160	C193	160	C203	160
C144	154	C154	214	C164	216	C174	155	C184	160	C194	160	C204	160
C145	154	C155	214	C165	216	C175	164	C185	160	C195	148	C205	161
---	---	C156	214	C166	216	C176	164	C186	159	C196	160	C206	160
C147	153	---	---	---	---	C177	164	C187	159	C197	160	C207	164
C148	154	---	---	---	---	C178	164	C188	159	C198	160	C208	158
C149	216	C159	214	C169	153	C179	164	C189	160	C199	160	C209	165
C150	216	C160	214	C170	153	C180	164	C190	166	C200	160	C210	164

CAPACITOR

SYMBOL NO.	INDEX NO.	SYMBOL NO.	INDEX NO.	SYMBOL NO.	INDEX NO.	SYMBOL NO.	INDEX NO.	SYMBOL NO.	INDEX NO.	SYMBOL NO.	INDEX NO.	SYMBOL NO.	INDEX NO.
C211	164	---	---	C231	167	C241	164	C251	160	C261	160	C271	160
C212	164	---	---	---	---	C242	160	C252	163	C262	160	C272	160
C213	164	---	---	---	---	C243	158	C253	163	C263	158	C273	162
C214	160	---	---	C234	164	C244	164	C254	163	C264	160	C274	162
C215	164	---	---	C235	164	C245	158	C255	163	C265	158	C275	162
C216	164	C226	160	C236	164	C246	160	C256	153	C266	160	C276	162
C217	164	C227	164	C237	152	C247	160	C257	153	C267	160	C277	162
C218	164	C228	156	C238	152	C248	160	C258	160	C268	160	C278	162
C219	149	C229	160	C239	160	C249	164	C259	160	C269	160	C279	160
---	---	C230	164	C240	160	C250	164	C260	160	C270	160	C280	162

17.MAIN CONTROL BOARD (G113)

CAPACITOR

SYMBOL NO.	INDEX NO.	SYMBOL NO.	INDEX NO.	SYMBOL NO.	INDEX NO.	SYMBOL NO.	INDEX NO.	SYMBOL NO.	INDEX NO.	SYMBOL NO.	INDEX NO.		
C281	162	C291	160	C301	160	---	---	C321	161	C331	160	C341	160
C282	162	C292	160	C302	160	C312	151	C322	161	C332	160	C342	160
C283	162	C293	160	C303	160	C313	160	---	---	C333	160	C343	160
C284	162	C294	160	C304	166	C314	151	---	---	C334	160	C344	160
C285	160	C295	160	C305	160	C315	215	---	---	C335	160	C345	160
C286	160	C296	160	---	---	C316	215	C326	160	C336	160	C346	160
C287	160	C297	160	---	---	---	---	C327	160	C337	160	C347	160
C288	159	C298	160	---	---	C318	216	C328	160	C338	160	C348	160
C289	160	C299	160	C309	160	C319	216	C329	160	C339	160	C349	160
C290	160	C300	160	---	---	---	---	C330	160	C340	160	C350	160

CAPACITOR

SYMBOL NO.	INDEX NO.
C351	160
C352	160
C353	160

CONNECTOR

SYMBOL NO.	INDEX NO.
CN1	102
CN2	106
---	---
CN4	105
CN5	107
CN6	108
---	---
---	---
CN9	103
CN10	104

SYMBOL NO.	INDEX NO.
---	---
---	---
CN13	101
---	---
CN15	109
CN16	109

DIODE

SYMBOL NO.	INDEX NO.
D1	112
D2	112
D3	112
D4	112

FILTER

SYMBOL NO.	INDEX NO.
FIL1	172
FIL2	172
FIL3	172
FIL4	171
FIL5	169
FIL6	170
FIL7	170

HIC

SYMBOL NO.	INDEX NO.
HIC1	2

IC

SYMBOL NO.	INDEX NO.
IC1	116
IC2	118
IC3	117
---	---
IC5	130
IC6	119
IC7	218
IC8	123
IC9	124
IC10	1

17.MAIN CONTROL BOARD (G113)

IC

SYMBOL NO.	INDEX NO.
---	---
---	---
---	---
---	---
---	---
IC16	219
IC17	120
---	---
---	---
IC20	122

SYMBOL NO.	INDEX NO.
IC21	121
---	---
IC23	131
IC24	125
IC25	128
IC26	134
IC27	133
IC28	137
IC29	127
IC30	126

SYMBOL NO.	INDEX NO.
IC31	136
IC32	129
ICS5	110

JP

SYMBOL NO.	INDEX NO.
---	---
---	---
---	---
JP4	180
JP5	179
---	---
JP7	179
JP8	179
---	---
---	---

SYMBOL NO.	INDEX NO.
JP11	179
JP12	179
JP13	179
JP14	179
JP15	179
---	---
---	---
JP18	179
---	---
---	---

L

SYMBOL NO.	INDEX NO.
L1	172
---	---
---	---
L4	174

LED

SYMBOL NO.	INDEX NO.
LED1	114
LED2	115
LED3	113

OSC

SYMBOL NO.	INDEX NO.
OSC1	138
OSC2	140
OSC3	139

RESISTOR

SYMBOL NO.	INDEX NO.
---	---
R2	193
R3	193
R4	193
---	---
---	---
R6	194
R7	213
R8	204
R9	195
R10	196

SYMBOL NO.	INDEX NO.
R11	195
R12	196
---	---
R14	196
---	---
R16	183
R17	193
R18	193
R19	182
R20	184

SYMBOL NO.	INDEX NO.
R21	184
R22	182
R23	202
R24	202
R25	193
---	---
R26	193
---	---
R28	201
---	---
R30	193

SYMBOL NO.	INDEX NO.
R31	196
R32	184
R33	184
R34	184
R35	193
---	---
R36	184
R37	184
R38	193
R39	193
R40	193

SYMBOL NO.	INDEX NO.
R41	193
R42	193
R43	193
R44	193
R45	193
---	---
R46	193
R47	193
R48	193
R49	193
R50	193

SYMBOL NO.	INDEX NO.
R51	193
R52	193
R53	193
---	---
---	---
R56	183
R57	183
---	---
R59	208
R60	178

SYMBOL NO.	INDEX NO.
R61	180
R62	206
---	---
R64	183
R65	200
---	---
R66	200
R67	193
R68	183
---	---
---	---

17.MAIN CONTROL BOARD (G113)

RESISTOR

SYMBOL NO.	INDEX NO.
---	---
---	---
R73	184
R74	184
R75	184
R76	193
R77	193
R78	190
---	---
---	---

SYMBOL NO.	INDEX NO.
R81	193
R82	193
R83	193
---	---
---	---
---	---
---	---
R88	184
R89	184
R90	184

SYMBOL NO.	INDEX NO.
R91	184
R92	193
R93	184
R94	181
R95	181
R96	190
R97	181
R98	190
R99	181
R100	196

SYMBOL NO.	INDEX NO.
R101	180
R102	180
---	---
R104	180
R105	180
R106	190
R107	190
---	---
R109	187
R110	184

SYMBOL NO.	INDEX NO.
R111	193
R112	183
R113	183
---	---
---	---
---	---
R117	190
R118	193
R119	193
R120	193

RESISTOR

SYMBOL NO.	INDEX NO.
R121	184
R122	183
R123	183
R124	180
R125	180
R126	180
R127	193
R128	193
R129	193
R130	193

SYMBOL NO.	INDEX NO.
R131	182
R132	183
---	---
R134	183
R135	184
R136	183
R137	184
R138	183
R139	186
R140	193

RESISTOR

SYMBOL NO.	INDEX NO.
R141	201
R142	201
R143	201
R144	201
R145	197
R146	197
R147	193
R148	197
R149	191
R150	205

SYMBOL NO.	INDEX NO.
R151	211
R152	211
R153	191
R154	212
R155	212
R156	212
R157	212
R158	210
R159	210
R160	180

SYMBOL NO.	INDEX NO.
R161	180
R162	180
R163	180
R164	193
R165	184
R166	193
R167	184
R168	193
R169	192
R170	189

SYMBOL NO.	INDEX NO.
R171	209
R172	209
R173	188
R174	195
R175	185
R176	201
R177	184
R178	184
R179	201
---	---

SYMBOL NO.	INDEX NO.
R181	201
R182	184
R183	201
R184	201
R185	201
R186	201
R187	184
R188	201
R189	201
R190	201

SYMBOL NO.	INDEX NO.
R191	201
R192	201
R193	184
R194	201
R195	184
R196	201
R197	201
R198	184
---	---
---	---

SYMBOL NO.	INDEX NO.
R201	183
R202	184
R203	184
R204	184
R205	184
R206	184
R207	184
R208	193
R209	193
R210	193

17.MAIN CONTROL BOARD (G113)

RESISTOR

SYMBOL NO.	INDEX NO.	SYMBOL NO.	INDEX NO.	SYMBOL NO.	INDEX NO.	SYMBOL NO.	INDEX NO.	SYMBOL NO.	INDEX NO.	SYMBOL NO.	INDEX NO.	SYMBOL NO.	INDEX NO.
R211	193	R221	197	R231	183	R241	193	R251	184	R261	193	---	---
R212	184	R222	207	R232	183	R242	193	R252	181	R262	193	---	---
R213	184	R223	184	R233	184	R243	193	R253	181	R263	193	---	---
R214	193	R224	183	---	---	R244	193	R254	181	R264	193	---	---
R215	193	R225	184	---	---	R245	193	R255	181	---	---	R275	183
R216	184	R226	184	R236	193	R246	183	R256	181	---	---	R276	183
R217	184	R227	201	---	---	---	---	---	---	---	---	R277	198
R218	188	R228	184	R238	193	R248	181	R258	193	---	---	R278	198
R219	197	R229	183	R239	193	R249	181	R259	193	R269	193	R279	198
R220	186	R230	183	R240	193	R250	181	R260	193	R270	193	R280	198

RESISTOR

SYMBOL NO.	INDEX NO.	SYMBOL NO.	INDEX NO.	SYMBOL NO.	INDEX NO.	SYMBOL NO.	INDEX NO.
R281	183	R291	193	R301	184	R311	193
R282	184	R292	184	R302	203	R312	193
R283	184	R293	193	R303	183	R313	184
R284	184	R294	193	R304	203	R314	193
R285	184	R295	193	R305	199	R315	203
R286	184	R296	193	R306	203	---	---
R287	193	---	---	---	---	---	---
R288	193	---	---	R308	184	R318	180
R289	193	---	---	---	---	R319	193
---	---	---	---	R310	193		

REG

SYMBOL NO.	INDEX NO.
REG1	132
REG2	132
REG3	135

RN

SYMBOL NO.	INDEX NO.	SYMBOL NO.	INDEX NO.
RN1	141	RN11	141
RN2	177	RN12	144
RN3	141	RN13	143
RN4	141	RN14	143
RN5	141	RN15	143
RN6	143	RN16	143
RN7	143	RN17	142
RN8	141	RN18	142
RN9	141	RN19	142
RN10	141	RN20	143

17.MAIN CONTROL BOARD (G113)

RN

SYMBOL NO.	INDEX NO.
RN21	143
RN22	143
RN23	143
RN24	143
RN25	143
RN26	143
RN27	143
RN28	143
RN29	143
RN30	176

SYMBOL NO.	INDEX NO.
RN31	176
RN32	176
---	---
RN34	142
RN35	143
---	---
RN37	143
RN38	143
---	---
---	---

SYMBOL NO.	INDEX NO.
RN41	175
RN42	175
RN43	175
RN44	175
RN45	175
RN46	176
RN47	143
---	---
RN49	143
RN50	143

SYMBOL NO.	INDEX NO.
RN51	142
---	---
---	---
---	---
RN55	143
RN56	143
RN57	143
RN58	141
RN59	177
RN60	143
RN61	143

SYMBOL NO.	INDEX NO.
RN62	144
RN63	144
RN64	143
RN65	143
RN66	143
RN67	143
RN68	177

SYMBOL NO.	INDEX NO.
SW1	111

SYMBOL NO.	INDEX NO.
T1	173

17.MAIN CONTROL BOARD (G113)

Index No.	Part No.	Description	Q'ty Per Assembly
*	G113 5317	Controller Board - G113 Model	1
1	G089 5900	Asic:Piccolo	1
2	G089 5902	Hybrid IC:D3144	1

Index No.	Part No.	Description	Q'ty Per Assembly
101	1102 4203	CT Header - 4P	
102	1102 7625	Connector - TX24-80R-LT-N1	
103	1102 7785	Connector - 57RE40360830BD29B	
104	1102 8329	Connector - Usb - UBB-4R-D14C	
105	1102 8356	Connector - FX2MAB-44P	
106	1102 8357	Connector - 52777-0809	
107	1102 8832	Connector - DM-3D4-B3210	
108	1102 8989	Lan Connector	
109	1102 9336	Connector:Fps009-2300-0	
110	1104 0764	IC Socket - 8 PIN	
111	1204 1542	DIP Switch	
112	1401 0821	Diode - 1SS133	
113	1403 0953	LED - SML-310MT	
114	1403 0996	LED - SML-310VT	
115	1403 1033	LED - SML-310YT	
116	1407 2218	TTLIC - SN74LS06NS	
117	1407 4919	IC - 74VHCT244 TSSOP	
118	1407 4920	IC - 74VHCT245	
119	1407 5337	CMOS Logic - 74LVCH16373A TSSOP	
120	1407 5351	IC - SN74LV14APW	
121	1407 5353	IC - SN74LV244APW	
122	1407 5361	IC - 74LVC157A TSSOP	
123	1407 5501	IC Sn74lv273apw	
124	1407 5523	Rom - I2c Sop 3v	
125	1407 5717	IC - ICS960001AF	
126	1407 5868	Ethernet Cont Lsi - Dp83847alqa56a	
127	1407 5960	IC - SN74LVCZ161284ADGG	
128	1407 6062	Usb2.0 - K15budv003ccfp	
129	1407 6201	CMOS Logic Sn74lvc1g125dck	
130	1407 6249	RAM:Fm25l256-pg	
131	1407 6251	CPU:Tmpr4955cfg-400	
132	1408 1664	Series Regulator:Lm1117mp-adj/nopb	
133	1408 1778	IC:R3112q101a	
134	1408 1779	IC - R3112Q281A	
135	1408 1818	Series Regulator - Lm1117mp-1.8	

Index No.	Part No.	Description	Q'ty Per Assembly
136	1408 1825	IC - R3112Q121A	
137	1408 1838	IC - R3112Q431A	
138	1503 0842	Oscillator - 14.31818MHZ	
139	1503 1138	Crystal Oscilator - 48MHZ	
140	1503 1239	Crystal Oscilator:25mhz	
141	1601 7887	Resistor Array - 10K Ω \pm 5% 1/32W	
142	1601 7896	Resistor Array - 56 Ω \pm 5% 1/32W	
143	1601 7898	Resistor Array	
144	1601 7943	Resistor Array - 68 Ω \pm 5% 1/32W	
145	1604 2362	Capacitor - 100 μ F \pm 20% 25V	
146	1604 4683	Capacitor - 100UF \pm 20% 10V	
147	1604 5135	Capacitor - 1000 μ F \pm 20% 10V	
148	1604 5136	Capacitor - 680 μ F \pm 20% 10V	
149	1605 1025	Capacitor - 1000pF \pm 10% 2KV	
150	1605 1160	Capacitor:0.22uf:+80-20%:16v	
151	1605 1186	Ceramic Capacitor:220pF: \pm 10%:50v	
152	1605 1198	Capacitor - 7PF: \pm 0.5pF:50V	
153	1605 1200	Capacitor - 10PF \pm 0.5pF 50V	
154	1605 1202	Capacitor - 15pF \pm 5% 50V	
155	1605 1205	Capacitor - 33pF \pm 5% 50V	
156	1605 1208	Capacitor:100pF: \pm 5%:50v	
157	1605 1209	Capacitor - 150pF \pm 5% 50V	
158	1605 1214	Capacitor - 1000pF \pm 10% 50V	
159	1605 1216	Capacitor - 2200pF \pm 10%:50V	
160	1605 1221	Capacitor - 0.1 UF+80-20%:16V	
161	1605 1224	Capacitor 4.7 μ F \pm 10% 6.3v	
162	1605 1240	Capacitor - 0.01 μ F \pm 10% 25V	
163	1605 1288	Capacitor - 220pF \pm 5% 50V	
164	1605 1289	Capacitor - 0.1 μ F \pm 10% 10V	
165	1605 1295	Capacitor:10uf:+80-20%:10v	
166	1605 1303	Capacitor - 0.01 μ F+80-20% 50V	
167	1605 1305	Capacitor - 1 μ F+80-20% 6.3V	
168	1605 1307	Capacitor - 2.2 μ F+80-20% 11V	
169	1607 1014	EMI Filter - BLM11P600SPB	
170	1607 1051	Filter -fbmj2125hs420	

Index No.	Part No.	Description	Q'ty Per Assembly
171	1607 1285	Filter Nfm2012p13c105f	
172	1607 1351	Filter Blm21pg221sn1b	
173	1607 1509	Transformer - T1a-6t118lf	
174	1607 1637	Coil:Acm2012-900-2p	
175	1609 0005	Registor:33 Ω : \pm 5%:1/16w	
176	1609 0011	Registor:22 Ω : \pm 5%:1/16w	
177	1609 0020	Registor:10 Ω : \pm 5%:1/16w	
178	1610 1795	Resistor - 33 Ω \pm 0.5% 1/10W	
179	1632 0000	Resistor - 0 Ω 1/8W	
180	1634 0000	Resistor - 0 Ω 1/16W	
181	1650 4100	Resistor - 10 Ω \pm 5% 1/10W	
182	1650 4101	Resistor - 100 Ω \pm 5%1/10W	
183	1650 4102	Resistor - 1K Ω \pm 5% 1/10W	
184	1650 4103	Resistor - 10K Ω \pm 5% 1/10W	
185	1650 4105	Resistor - 1M Ω \pm 5% 1/10W	
186	1650 4122	Resistor - 1.2K Ω \pm 5% 1/10W	
187	1650 4150	Resistor - 15 Ω \pm 5% 1/10W	
188	1650 4152	Resistor - 1.5K Ω \pm 5% 1/10W	
189	1650 4153	Resistor - 15K Ω \pm 5% 1/10W	
190	1650 4220	Chip Resistor - 22 Ω \pm 5% 1/10w	
191	1650 4271	Resistor - 270 Ω \pm 5%1/10W	
192	1650 4303	Resistor - 30K Ω \pm 5% 1/10W	
193	1650 4330	Chip Resistor - 33 Ω \pm 5% 1/10w	
194	1650 4331	Resistor - 330 Ω \pm 5%1/10W	
195	1650 4471	Resistor - 470 Ω \pm 5%1/10W	
196	1650 4472	Resistor - 4.7K Ω \pm 5% 1/10W	
197	1650 4512	Resistor - 5.1K Ω \pm 5%1/10W	
198	1650 4560	Chip Resistor - 56 Ω \pm 5% 1/10w	
199	1650 4562	Resistor - 5.6K Ω \pm 5% 1/10W	
200	1650 4569	Resistor - 5.6 Ω : \pm 5%:1/10W	
201	1650 4680	Resistor - 68 Ω \pm 5%1/10W	
202	1650 4683	Resistor - 68K Ω \pm 5% 1/10W	
203	1650 4820	Resistor - 82 Ω \pm 5% 1/10W	
204	1650 4821	Chip Resistor - 820 Ω \pm 5% 1/10w	
205	1654 1002	Resistor - 10K Ω \pm 5%1/10W	

Index No.	Part No.	Description	Q'ty Per Assembly
206	1654 1200	Resistor - 120Ω ±1% 1/10W	
207	1654 1242	Resistor - 12.4K Ω ±1% 1/10W	
208	1654 1600	Chip Resistor:160 Ω	
209	1654 3909	Resistor - 39Ω±1%1/10W	
210	1654 4999	Resistor - 49.9Ω±1%1/10W	
211	1654 5499	Resistor - 54.9Ω±1%1/10W	
212	1654 7509	Resistor - 75Ω±1% 1/10W	
213	1654 8200	Resistor - 820Ω±1%1/10W	
214	1660 2471	Capacitor - 470pF - ±5% - 50V	
215	1660 4102	Capacitor - 1000pF ±10% 50V	
216	1660 6103	Capacitor - 10000pF - +80%-20%50V	
217	1660 8104	Capacitor - 0.1μF+80-20% 25V	
218	1906 0075	Flash Memory - Mbm29pl64lm90pcn	
219	1906 0076	Flash Memory:Mbm29pl12lm12pcn	

Index No.	Part No.	Description	Q'ty Per Assembly

18.Engine BOARD (G094/G095)

CAPACITOR

SYMBOL NO.	INDEX NO.	SYMBOL NO.	INDEX NO.	SYMBOL NO.	INDEX NO.	SYMBOL NO.	INDEX NO.	SYMBOL NO.	INDEX NO.	SYMBOL NO.	INDEX NO.	SYMBOL NO.	INDEX NO.
C1	147	C11	201	C21	194	C31	197	C41	155	C51	152	---	---
---	---	C12	151	C22	194	C32	197	C42	155	C52	152	C62	154
C3	148	---	---	C23	197	C33	197	C43	155	C53	152	C63	201
C4	148	C14	190	C24	153	C34	153	C44	155	C54	152	C64	201
---	---	C15	190	C25	153	C35	197	C45	155	C55	201	C65	201
C6	156	C16	191	C26	192	C36	155	C46	155	C56	151	---	---
C7	156	C17	192	C27	196	C37	155	C47	155	C57	197	C67	201
C8	156	C18	192	C28	153	C38	155	C48	155	C58	201	C68	201
C9	156	C19	192	---	---	---	---	C49	155	C59	201	---	---
C10	156	C20	157	---	---	C40	155	C50	200	---	---	C70	201

CAPACITOR

SYMBOL NO.	INDEX NO.	SYMBOL NO.	INDEX NO.	SYMBOL NO.	INDEX NO.	SYMBOL NO.	INDEX NO.	SYMBOL NO.	INDEX NO.	SYMBOL NO.	INDEX NO.	SYMBOL NO.	INDEX NO.
---	---	C81	201	C91	197	---	---	---	---	C121	201	C131	151
C72	201	C82	201	C92	201	---	---	---	---	C122	201	---	---
C73	154	C83	154	---	---	---	---	C113	197	---	---	C133	151
C74	154	C84	201	C94	201	---	---	C114	198	---	---	---	---
C75	201	C85	154	C95	201	C105	155	C115	198	C125	148	C135	154
C76	154	C86	197	C96	201	C106	154	C116	197	---	---	---	---
C77	201	C87	197	C97	201	---	---	C117	201	---	---	C137	199
C78	201	C88	197	C98	154	C108	201	C118	197	C128	151	C138	153
C79	201	C89	201	---	---	C109	155	C119	201	---	---	C138	193
C80	201	C90	201	C100	155	C110	197	---	---	---	---	C139	154
												C140	149

18.Engine BOARD (G094/G095)

CAPACITOR

SYMBOL NO.	INDEX NO.
C141	197
C142	201
---	---
---	---
C145	153
---	---
C147	153
C148	201
---	---
C150	197

SYMBOL NO.	INDEX NO.
C151	201
C152	197
C153	151
C154	197
C155	201
---	---
C156	201
C157	200
C158	195
C159	192
---	---

SYMBOL NO.	INDEX NO.
C161	155
C162	155
C163	197
---	---
C165	193
---	---
C166	193
C167	193
C168	192
---	---
---	---

SYMBOL NO.	INDEX NO.
C171	152
C172	150

CONNECTOR

SYMBOL NO.	INDEX NO.
CN1	111
CN2	119
CN3	116
CN4	115
CN5	110
---	---
CN6	120
CN7	106
CN8	107
CN9	109
CN10	101

SYMBOL NO.	INDEX NO.
CN11	102
CN12	103
CN13	104
CN14	101
CN15	118
---	---
CN16	117
CN17	114
CN18	102
---	---
CN20	113

SYMBOL NO.	INDEX NO.
CN21	105
CN22	112

DIODE

SYMBOL NO.	INDEX NO.
D2	131
D3	131
D4	130

FIL

SYMBOL NO.	INDEX NO.
FIL6	162
FIL7	159
FIL8	161
FIL9	161
---	---
---	---
FIL12	161
---	---
---	---
---	---
FIL16	158

FUSE

SYMBOL NO.	INDEX NO.
FU1	122

IC

SYMBOL NO.	INDEX NO.
IC1	134
IC2	1
IC3	---
IC4	202
IC5	138
Socket	121
---	---
---	---
IC8	134
IC9	136
IC10	137

JP

SYMBOL NO.	INDEX NO.
---	---
---	---
---	---
---	---
---	---
---	---
---	---
JP27	166
---	---
JP29	166
---	---

SYMBOL NO.	INDEX NO.
JP31	166
---	---
---	---
---	---
JP34	166
---	---
---	---
JP36	166
---	---
---	---
JP39	166
---	---

SYMBOL NO.	INDEX NO.
---	---
---	---
---	---
JP44	166
JP125	166

18.Engine BOARD (G094/G095)

L

SYMBOL NO.	INDEX NO.
L1	160

OSC

SYMBOL NO.	INDEX NO.
OSC1	141

Q

SYMBOL NO.	INDEX NO.
Q1	135
---	---
---	---
Q4	129
---	---
Q6	126
Q7	126
Q8	125
Q9	128
Q10	125

RESISTOR

SYMBOL NO.	INDEX NO.
Q11	125
Q12	125
Q13	125
Q14	127
Q15	124

SYMBOL NO.	INDEX NO.
R1	165
R2	165
R3	168
R4	168
R5	168
R6	168
R7	168
R8	168
R9	168
R10	168

SYMBOL NO.	INDEX NO.
R11	168
R12	168
R13	168
R14	169
---	---
R16	169
R17	169
R18	169
R19	169
R20	169

SYMBOL NO.	INDEX NO.
R21	175
R22	169
R23	169
R24	169
R25	169
R26	169
R27	169
R28	169
R29	169
R30	169

LED

SYMBOL NO.	INDEX NO.
LED1	133

SYMBOL NO.	INDEX NO.
R31	169
R32	169
R33	169
R34	169
R35	169
R36	169
---	---
---	---
---	---
---	---

SYMBOL NO.	INDEX NO.
---	---
---	---
R43	170
---	---
---	---
---	---
---	---
R49	170
R50	170

SYMBOL NO.	INDEX NO.
R51	187
R52	170
R53	170
R54	170
R55	170
---	---
---	---
---	---
---	---

SYMBOL NO.	INDEX NO.
R61	172
R62	173
R63	173
R64	173
R65	174
R66	174
R67	174
R68	174
R69	174
R70	174

SYMBOL NO.	INDEX NO.
R71	169
R72	176
R73	169
R74	168
R75	168
R76	168
---	---
---	---
R79	179
---	---

SYMBOL NO.	INDEX NO.
R81	180
R82	180
R83	180
R84	180
---	---
---	---
R87	180
R88	180
R89	180
R90	169

SYMBOL NO.	INDEX NO.
R91	185
R92	185
R93	185
---	---
R95	184
---	---
R97	178
R98	188
R99	189
R100	189

18.Engine BOARD (G094/G095)

RESISTOR

SYMBOL NO.	INDEX NO.
R101	174
R102	172
R103	169
R104	170
---	---
---	---
R107	168
R108	169
R109	170
R110	170

SYMBOL NO.	INDEX NO.
R111	164
R112	163
---	---
R114	167
R115	167
---	---
R116	167
R117	167
R118	177
R119	177
R120	177

SYMBOL NO.	INDEX NO.
R121	177
R122	177
---	---
---	---
---	---
---	---
R127	182
---	---
R129	182
R130	171

SYMBOL NO.	INDEX NO.
---	---
---	---
---	---
R134	168
R135	174
---	---
---	---
R137	170
R138	170
---	---
---	---

SYMBOL NO.	INDEX NO.
R141	170
---	---
R143	169
---	---
R145	169
---	---
---	---
R147	169
R148	181
---	---
---	---

SYMBOL NO.	INDEX NO.
R151	177
---	---
---	---
---	---
---	---
---	---
R158	169
R159	174
R160	173

SYMBOL NO.	INDEX NO.
R161	184
R162	184
R163	170
---	---
R165	170
---	---
R166	171
R167	183
R168	169
R169	169
R170	169

RESISTOR

SYMBOL NO.	INDEX NO.
---	---
---	---
R173	169
R174	169
---	---
---	---
R177	186
R178	177
R179	177
R180	168

SYMBOL NO.	INDEX NO.
R181	168
R182	177
R183	168
R184	168
R185	177
---	---
R186	177

REG

SYMBOL NO.	INDEX NO.
REG1	140
REG2	139

RN

SYMBOL NO.	INDEX NO.
RN1	142
RN2	142
RN3	142
RN4	142
---	---
RN6	142
RN7	142
RN8	142
RN9	143
RN10	143

SYMBOL NO.	INDEX NO.
RN11	143
---	---
---	---
RN15	144
---	---
RN16	144
RN17	144
RN18	144
RN19	144
RN20	144

SYMBOL NO.	INDEX NO.
RN21	145
RN22	145
RN23	145
RN24	146
RN25	146
---	---
RN26	146
RN27	146
RN28	146
RN29	146
RN30	146

SYMBOL NO.	INDEX NO.
RN31	146
RN32	146
RN33	146

18.Engine BOARD (G094/G095)

SW

SYMBOL NO.	INDEX NO.
SW1	123

TB

SYMBOL NO.	INDEX NO.
TB1	108

ZD

SYMBOL NO.	INDEX NO.
ZD1	132

18.Engine BOARD (G094/G095)

Index No.	Part No.	Description	Q'ty Per Assembly
*	G098 5102	PCB EGB Ass'y - NA	1
*	G098 5104	PCB EGB Ass'y - EU	1
1	G088 5353	IC:RL5C580	1

Index No.	Part No.	Description	Q'ty Per Assembly
101	1102 4201	Connector - 2P	
102	1102 4202	Connector - 3P	
103	1102 4203	CT Header - 4P	
104	1102 4205	CT Header - 6P	
105	1102 4207	Connector - 8P	
106	1102 4631	CT Connector - 2p	
107	1102 4643	CT Connector - 2p	
108	1102 5943	Connector - 2P	
109	1102 6295	Connector - 2P	
110	1102 6306	Connector - 13P	
111	1102 6592	Connector - 8P	
112	1102 7626	Connector - TX25-80P-LT-N1	
113	1102 8299	Connector - 52610-1017	
114	1102 8655	Connector - 9P 353297-9	
115	1102 9108	Connector - 353297-3	
116	1102 9111	Connector - 353297-7	
117	1102 9112	Connector - 353297-8	
118	1102 9113	Connector - 1-353297-0	
119	1102 9118	Connector:1-353297-9	
120	1102 9121	Connector:2-353308-4	
121	1104 0764	IC Socket - 8 PIN	
122	1109 0039	Circuit Protector - ICP-S2.3	
123	1204 1541	DIP Switch	
124	1400 0571	Transistor - 2SA1577	
125	1400 0688	Transistor -DTC143ZUA	
126	1400 0767	Transistor:DTA114EUA	
127	1400 0775	Transistor - 2SC4081	
128	1400 0801	Transistor - DTC113ZUA	
129	1401 0972	Transistor-2SB1260	
130	1402 0545	Diode - 1SS244	
131	1402 1336	Diode - 1SS355	
132	1402 1511	Zenerdiode - MTZJ13B	
133	1403 0996	LED - SML-310VT	
134	1407 2187	TTLIC - SN74LS07NS	
135	1407 2219	IC - TD62003AP	

Index No.	Part No.	Description	Q'ty Per Assembly
136	1407 3357	Comparator - BA10393F	
137	1407 5161	CPU- HD64F2633WF25	
138	1407 5271	EEPROM - M24C02-BN6	
139	1408 1770	Series Regulator - R5323N013A	
140	1408 1834	IC - R5510H011N	
141	1503 0697	Crystal Oscilator Ma-406 20Mhz	
142	1601 7752	Resistor Array - 10K Ω \pm 5%	
143	1601 7791	Resistor Array - 1K Ω \pm 5%	
144	1601 7866	Resistor Array - 150 Ω \pm 5%	
145	1601 7871	Resistor - 68 Ω \pm 5% 1/16W	
146	1601 7898	Resistor Array	
147	1604 4730	Capacitor - 47 μ F \pm 20% 50V	
148	1604 4733	Capacitor - 100 μ F \pm 20% 10V	
149	1604 4955	Capacitor - 10 μ F \pm 20% 16V	
150	1604 5065	Capacitor 10uf: \pm 20%:50V	
151	1605 0976	Capacitor - 1 μ F+80% -20% 10V	
152	1605 1148	Capacitor - 0.1 μ F+80-20% 50V	
153	1605 1214	Capacitor - 1000pF \pm 10% 50V	
154	1605 1221	Capacitor - 0.1 UF+80-20%16V	
155	1605 1303	Capacitor - 0.01 μ F+80-20% 50V	
156	1605 1353	Capacitor - 0.1 μ F \pm 10% 25V	
157	1605 1355	Ceramic Capacitor:680pF: \pm 10%:50V	
158	1607 0810	Filter - BK2125HS121	
159	1607 1076	Filter - MMZ1608Y152B	
160	1607 1196	Inductor -220uh \pm 20% 0.33A	
161	1607 1241	Filter - MMZ1608R102C	
162	1607 1489	Filter - MMZ1608B301C	
163	1610 1409	Chip Resistor - 6.8 Ω \pm 5%	
164	1610 1732	Resistor:270 Ω : \pm 5%:1W:6332	
165	1611 8472	Resistor - 4.7K Ω	
166	1634 0000	Resistor - 0 Ω 1/16W	
167	1650 4100	Resistor - 10 Ω \pm 5% 1/10W	
168	1650 4101	Resistor - 100 Ω \pm 5%1/10W	
169	1650 4102	Resistor - 1K Ω \pm 5% 1/10W	
170	1650 4103	Resistor - 10K Ω \pm 5% 1/10W	

Index No.	Part No.	Description	Q'ty Per Assembly
171	1650 4122	Resistor - 1.2K Ω \pm 5% 1/10W	
172	1650 4153	Resistor - 15K Ω \pm 5% 1/10W	
173	1650 4201	Resistor - 200 Ω \pm 5%1/10W	
174	1650 4222	Resistor - 2.2K Ω \pm 5%1/10W	
175	1650 4300	Resistor - 30 Ω \pm 5%1/10W	
176	1650 4302	Resistor - 3K Ω \pm 5%1/10W	
177	1650 4330	Chip Resistor - 33 Ω \pm 5% 1/10W	
178	1650 4431	Resistor - 430 Ω \pm 5% 1/10W	
179	1650 4470	Resistor - 47 Ω \pm 5%1/10W	
180	1650 4472	Resistor - 4.7K Ω \pm 5% 1/10W	
181	1650 4473	Resistor - 47K Ω \pm 5%1/10W	
182	1650 4563	Resistor - 56K Ω \pm 5%1/10W	
183	1650 4622	Resistor:6.2k Ω : \pm 5%:1/10W	
184	1650 4680	Resistor - 68 Ω \pm 5%1/10W	
185	1650 4681	Resistor - 680 Ω \pm 5% 1/10W	
186	1650 4824	Resistor:820k Ω : \pm 5%:1/10W:1608	
187	1654 1002	Resistor - 10K Ω \pm 5%1/10W	
188	1654 4301	Resistor - 4.3K Ω \pm 1%1/10W	
189	1654 6801	Resistor - 6.8K Ω \pm 1% 1/10W	
190	1660 0100	Capacitor - 10PF \pm 0.5pF 50V	
191	1660 2101	Capacitor - 100pF - \pm 10% - 50V	
192	1660 2220	Capacitor - 22pF \pm 20% 35V	
193	1660 2221	Capacitor - 220pF +80-20% 50V	
194	1660 2330	Capacitor - 33pF - \pm 5% - 50V	
195	1660 2391	Capacitor - 390pF \pm 5% 50V	
196	1660 2471	Capacitor - 470pF - \pm 5% - 50V	
197	1660 4102	Capacitor - 1000pF \pm 10% 50V	
198	1660 4103	Capacitor - 10000pF - \pm 10% - 50V	
199	1660 4222	Capacitor - 2200pF - \pm 10% - 50V	
200	1660 4332	Capacitor - 3300pF - \pm 10% - 50V	
201	1660 8104	Capacitor - 0.1 μ F+80-20% 25V	
202	1902 0056	RAM - 256k X870NS G14	

19.Engine BOARD (G112/G113)

CAPACITOR

SYMBOL NO.	INDEX NO.	SYMBOL NO.	INDEX NO.	SYMBOL NO.	INDEX NO.	SYMBOL NO.	INDEX NO.	SYMBOL NO.	INDEX NO.	SYMBOL NO.	INDEX NO.	SYMBOL NO.	INDEX NO.
C1	145	C11	199	C21	192	C31	195	C41	155	C51	150	---	---
---	---	C12	149	C22	192	C32	195	C42	155	C52	150	C62	154
C3	146	---	---	C23	195	C33	195	C43	155	C53	150	C63	199
C4	146	C14	188	C24	153	C34	153	C44	155	C54	150	C64	199
---	---	C15	188	C25	153	C35	195	C45	155	C55	199	C65	199
C6	152	C16	189	C26	190	C36	155	C46	155	C56	149	---	---
C7	156	C17	190	C27	194	C37	155	C47	155	C57	195	C67	199
C8	156	C18	190	C28	153	C38	155	C48	155	C58	199	C68	199
C9	156	C19	190	---	---	---	---	C49	155	C59	199	---	---
C10	156	C20	151	---	---	C40	155	C50	198	---	---	C70	199

CAPACITOR

SYMBOL NO.	INDEX NO.	SYMBOL NO.	INDEX NO.	SYMBOL NO.	INDEX NO.	SYMBOL NO.	INDEX NO.	SYMBOL NO.	INDEX NO.	SYMBOL NO.	INDEX NO.	SYMBOL NO.	INDEX NO.
---	---	C81	199	C91	195	---	---	---	---	C121	199	C131	149
C72	199	C82	199	C92	199	---	---	---	---	C122	199	---	---
C73	154	C83	154	---	---	---	---	C113	195	---	---	C133	149
C74	154	C84	199	C94	199	---	---	C114	196	---	---	---	---
C75	199	C85	154	C95	199	C105	155	C115	196	C125	146	C135	154
C76	154	C86	195	C96	199	C106	154	C116	195	---	---	C136	191
C77	199	C87	195	C97	199	---	---	C117	199	---	---	C137	197
C78	199	C88	195	C98	154	C108	199	C118	195	C128	149	C138	153
C79	199	C89	199	---	---	C109	155	C119	199	---	---	C139	154
C80	199	C90	199	C100	155	C110	195	---	---	---	---	C140	147

19.Engine BOARD (G112/G113)

CAPACITOR

SYMBOL NO.	INDEX NO.
C141	195
C142	199
---	---
---	---
C145	153
---	---
C147	153
---	---
C149	199
C150	195

SYMBOL NO.	INDEX NO.
C151	199
C152	195
C153	149
C154	195
C155	199
---	---
C156	199
C157	198
C158	193
---	---
---	---

SYMBOL NO.	INDEX NO.
C161	155
C162	155
C163	195
---	---
C165	191
---	---
C166	191
C167	191
C168	190
C169	190
---	---

SYMBOL NO.	INDEX NO.
C171	150
C172	148

CONNECTOR

SYMBOL NO.	INDEX NO.
CN1	111
CN2	119
CN3	116
CN4	115
CN5	110
---	---
CN6	120
CN7	106
CN8	107
CN9	109
CN10	101

SYMBOL NO.	INDEX NO.
CN11	102
CN12	103
CN12	101
CN13	104
---	---
CN15	118
CN16	117
---	---
CN18	102
---	---
CN20	113

SYMBOL NO.	INDEX NO.
CN21	105
CN22	112
---	---
---	---
---	---
---	---
CN27	114

DIODE

SYMBOL NO.	INDEX NO.
---	---
D2	130
D3	130
D4	129
---	---

FIL

SYMBOL NO.	INDEX NO.
FIL6	161
FIL7	158
FIL8	160
FIL9	160
---	---
---	---
FIL12	160
---	---
---	---
---	---
FIL16	157

FUSE

SYMBOL NO.	INDEX NO.
FU1	122

IC

SYMBOL NO.	INDEX NO.
IC1	132
IC2	1
IC3	2
IC4	200
IC5	121
IC5	135
---	---
---	---
IC8	132
IC9	138
IC10	134

JP

SYMBOL NO.	INDEX NO.
JP27	165
---	---
JP29	165
---	---
JP31	165
---	---
---	---
JP34	165
---	---
JP36	165

SYMBOL NO.	INDEX NO.
---	---
---	---
JP39	165
---	---
---	---
---	---
---	---
JP44	165
JP125	165

L

SYMBOL NO.	INDEX NO.
L1	159

OSC

SYMBOL NO.	INDEX NO.
OSC1	139

19.Engine BOARD (G112/G113)

Q

RESISTOR

SYMBOL NO.	INDEX NO.	SYMBOL NO.	INDEX NO.	SYMBOL NO.	INDEX NO.	SYMBOL NO.	INDEX NO.	SYMBOL NO.	INDEX NO.	SYMBOL NO.	INDEX NO.	SYMBOL NO.	INDEX NO.
Q1	133	Q11	125	R1	164	R11	167	R21	174	R31	168	---	---
---	---	Q12	125	R2	164	R12	167	R22	168	R32	168	---	---
---	---	Q13	125	R3	167	R13	167	R23	168	R33	168	R43	169
Q4	128	---	---	R4	167	R14	168	R24	168	R34	168	---	---
---	---	Q15	124	R5	167	---	---	R25	168	R35	168	---	---
Q6	126			R6	167	R16	168	R26	168	R36	168	---	---
Q7	126			R7	167	R17	168	R27	168	---	---	---	---
Q8	125			R8	167	R18	168	R28	168	---	---	---	---
Q9	127			R9	167	R19	168	R29	168	---	---	R49	169
Q10	125			R10	167	R20	168	R30	168	---	---	R50	169

RESISTOR

SYMBOL NO.	INDEX NO.	SYMBOL NO.	INDEX NO.	SYMBOL NO.	INDEX NO.	SYMBOL NO.	INDEX NO.	SYMBOL NO.	INDEX NO.	SYMBOL NO.	INDEX NO.	SYMBOL NO.	INDEX NO.
R51	185	R61	171	R71	168	R81	179	R91	184	R101	173	R111	163
R52	169	R62	172	R72	175	R82	179	R92	184	R102	171	R112	162
R53	169	R63	172	R73	168	R83	179	---	---	R103	168	---	---
R54	169	R64	172	R74	167	R84	179	---	---	R104	169	R114	166
R55	169	R65	173	R75	167	---	---	R95	183	---	---	R115	166
---	---	R66	173	R76	167	---	---	---	---	---	---	R116	166
---	---	R67	173	---	---	R87	179	R97	177	R107	167	R117	166
---	---	R68	173	---	---	R88	179	R98	186	R108	168	R118	176
---	---	R69	173	R79	178	R89	179	R99	187	R109	169	R119	176
---	---	R70	173	---	---	R90	168	R100	187	R110	169	R120	176

19.Engine BOARD (G112/G113)

RESISTOR

SYMBOL NO.	INDEX NO.
R121	176
R122	176
---	---
---	---
---	---
---	---
---	---
R127	181
---	---
R129	181
R130	170

SYMBOL NO.	INDEX NO.
---	---
---	---
---	---
R134	167
---	---
---	---
R136	173
R137	169
R138	169
---	---
---	---

SYMBOL NO.	INDEX NO.
R141	169
---	---
R143	168
---	---
R145	168
---	---
---	---
R147	168
R148	180
---	---
---	---

SYMBOL NO.	INDEX NO.
R151	176
---	---
---	---
---	---
---	---
---	---
---	---
R158	168
R159	173
R160	172

SYMBOL NO.	INDEX NO.
R161	183
R162	183
R163	169
---	---
R165	169
---	---
R166	170
R167	182
R168	168
R169	168
R170	168

SYMBOL NO.	INDEX NO.
---	---
---	---
R173	168
R174	168
---	---
---	---
---	---
R178	176
R179	176
R180	167

SYMBOL NO.	INDEX NO.
R181	167
R182	176
R183	167
R184	167
R185	176
---	---
R186	176

REG

SYMBOL NO.	INDEX NO.
REG1	137
REG2	136

RN

SYMBOL NO.	INDEX NO.
RN1	140
RN2	140
RN3	140
RN4	140
---	---
---	---
RN6	140
RN7	140
RN8	140
RN9	141
RN10	141

SYMBOL NO.	INDEX NO.
RN11	141
---	---
---	---
---	---
RN15	142
---	---
RN16	142
RN17	142
RN18	142
RN19	142
RN20	142

SYMBOL NO.	INDEX NO.
RN21	143
RN22	143
RN23	143
RN24	144
RN25	144
---	---
RN26	144
RN27	144
RN28	144
RN29	144
RN30	144

SYMBOL NO.	INDEX NO.
RN31	144
RN32	144
RN33	144

TB

SYMBOL NO.	INDEX NO.
TB1	108

ZD

SYMBOL NO.	INDEX NO.
ZD1	131

SW

SYMBOL NO.	INDEX NO.
SW1	123

19.Engine BOARD (G112/G113)



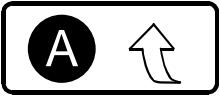
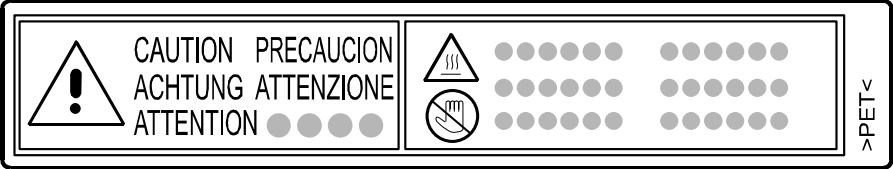

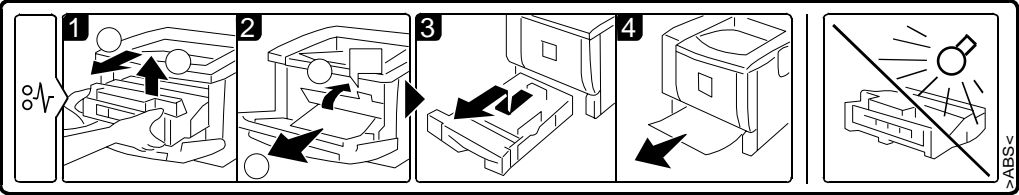

Index No.	Part No.	Description	Q'ty Per Assembly
*	G129 5102	PCB - Engine Board : NA	1
*	G129 5104	PCB - Engine Board : EU	1
1	G088 5353	IC:RI5c580	1
2	GY20 0012	IC:E-mac2	1

Index No.	Part No.	Description	Q'ty Per Assembly
101	1102 4201	Connector - 2P	
102	1102 4202	Connector - 3P	
103	1102 4203	CT Header - 4P	
104	1102 4205	CT Header - 6P	
105	1102 4207	Connector - 8P	
106	1102 4631	CT Connector - 2p	
107	1102 4643	CT Connector - 2p	
108	1102 5943	Connector - 2P	
109	1102 6295	Connector - 2P	
110	1102 6306	Connector - 13P	
111	1102 6592	Connector - 8P	
112	1102 7626	Connector - TX25-80P-LT-N1	
113	1102 8299	Connector - 52610-1017	
114	1102 8655	Connector - 9P 353297-9	
115	1102 9108	Connector - 353297-3	
116	1102 9111	Connector - 353297-7	
117	1102 9112	Connector - 353297-8	
118	1102 9113	Connector - 1-353297-0	
119	1102 9118	Connector:1-353297-9	
120	1102 9121	Connector:2-353308-4	
121	1104 0764	IC Socket - 8 PIN	
122	1109 0039	Circuit Protector - Icp-s2.3	
123	1204 1541	DIP Switch	
124	1400 0571	Transistor - 2SA1577	
125	1400 0688	Transistor -dte143zua	
126	1400 0767	Transistor:Dta114eua	
127	1400 0801	Transistor - DTC113ZUA	
128	1401 0972	Transistor-2sb1260	
129	1402 0545	Diode - 1SS244	
130	1402 1336	Diode - 1SS355	
131	1402 1511	Zenerdiode - Mtzj13b	
132	1407 2187	TTLIC - SN74LS07NS	
133	1407 2219	IC - TD62003AP	
134	1407 5161	Cpu- Hd64f2633wf25	
135	1407 5271	Eeprom - M24c02-bn6	

Index No.	Part No.	Description	Q'ty Per Assembly
136	1408 1770	Series Regulator - R5323n013a	
137	1408 1834	IC - R5510H011N	
138	1408 1911	Comparator - LM2903PW	
139	1503 0697	Crystal Oscilator Ma-406 20mhz	
140	1601 7752	Resistor Array - 10K Ω \pm 5%	
141	1601 7791	Resistor Array - 1K Ω \pm 5%	
142	1601 7866	Resistor Array - 150 Ω \pm 5%	
143	1601 7871	Resistor - 68 Ω \pm 5% 1/16W	
144	1601 7898	Resistor Array	
145	1604 4730	Capacitor - 47 μ F \pm 20% 50V	
146	1604 4733	Capacitor - 100 μ F \pm 20% 10V	
147	1604 4955	Capacitor - 10 μ F \pm 20% 16V	
148	1604 5065	Capacitor 10uf: \pm 20%:50v	
149	1605 0976	Capacitor - 1 μ F+80% -20% 10V	
150	1605 1148	Capacitor - 0.1 μ F+80-20% 50V	
151	1605 1163	Ceramic Capacitor - 560pF: \pm 5%:50v	
152	1605 1190	Resistor - 0.022 μ F \pm 10% 50V	
153	1605 1214	Capacitor - 1000pF \pm 10% 50V	
154	1605 1221	Capacitor - 0.1 UF+80-20%16V	
155	1605 1303	Capacitor - 0.01 μ F+80-20% 50V	
156	1605 1353	Capacitor - 0.1 μ F \pm 10% 25V	
157	1607 0810	Filter - BK2125HS121	
158	1607 1076	Filter - MMZ1608Y152B	
159	1607 1196	Inductor -220uh \pm 20% 0.33a	
160	1607 1241	Filter - MMZ1608R102C	
161	1607 1489	Filter - MMZ1608B301C	
162	1610 1409	Chip Resistor - 6.8 Ω \pm 5%	
163	1610 1732	Resistor:270 Ω : \pm 5%:1w:6332	
164	1611 8472	Resistor - 4.7K Ω	
165	1634 0000	Resistor - 0 Ω 1/16W	
166	1650 4100	Resistor - 10 Ω \pm 5% 1/10W	
167	1650 4101	Resistor - 100 Ω \pm 5%1/10W	
168	1650 4102	Resistor - 1K Ω \pm 5% 1/10W	
169	1650 4103	Resistor - 10K Ω \pm 5% 1/10W	

Index No.	Part No.	Description	Q'ty Per Assembly
170	1650 4122	Resistor - 1.2K Ω \pm 5% 1/10W	
171	1650 4153	Resistor - 15K Ω \pm 5% 1/10W	
172	1650 4201	Resistor - 200 Ω \pm 5%1/10W	
173	1650 4222	Resistor - 2.2K Ω \pm 5%1/10W	
174	1650 4300	Resistor - 30 Ω \pm 5%1/10W	
175	1650 4302	Resistor - 3K Ω \pm 5%1/10W	
176	1650 4330	Chip Resistor - 33 Ω \pm 5% 1/10w	
177	1650 4431	Resistor - 430 Ω \pm 5% 1/10W	
178	1650 4471	Resistor - 470 Ω \pm 5%1/10W	
179	1650 4472	Resistor - 4.7K Ω \pm 5% 1/10W	
180	1650 4473	Resistor - 47K Ω \pm 5%1/10W	
181	1650 4563	Resistor - 56K Ω \pm 5%1/10W	
182	1650 4622	Resistor:6.2k Ω : \pm 5%:1/10w	
183	1650 4680	Resistor - 68 Ω \pm 5%1/10W	
184	1650 4681	Resistor - 680 Ω \pm 5% 1/10W	
185	1654 1002	Resistor - 10K Ω \pm 5%1/10W	
186	1654 4301	Resistor - 4.3K Ω \pm 1%1/10W	
187	1654 6801	Resistor - 6.8K Ω \pm 1% 1/10W	
188	1660 0100	Capacitor - 10PF \pm 0.5pF 50V	
189	1660 2101	Capacitor - 100pF - \pm 10% - 50V	
190	1660 2220	Capacitor - 22pF \pm 20% 35V	
191	1660 2221	Capacitor - 220pF +80-20% 50V	
192	1660 2330	Capacitor - 33pF - \pm 5% - 50V	
193	1660 2391	Capacitor - 390pF \pm 5% 50V	
194	1660 2471	Capacitor - 470pF - \pm 5% - 50V	
195	1660 4102	Capacitor - 1000pF \pm 10% 50V	
196	1660 4103	Capacitor - 10000pF - \pm 10% - 50V	
197	1660 4222	Capacitor - 2200pF - \pm 10% - 50V	
198	1660 4332	Capacitor - 3300pF - \pm 10% - 50V	
199	1660 8104	Capacitor - 0.1 μ F+80-20% 25V	
200	1902 0056	RAM - 256k X870ns G14	

20.DECALS AND DOCUMENTS (G094/G095/G112/G113)

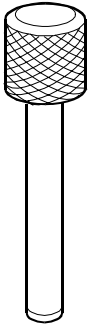
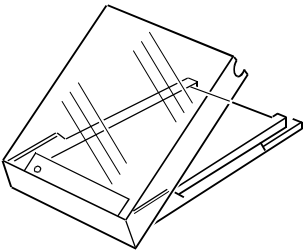
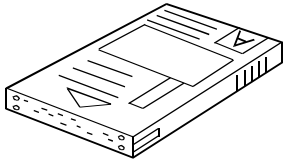
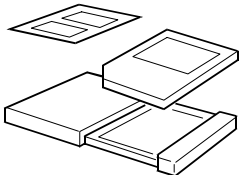
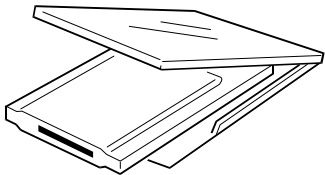
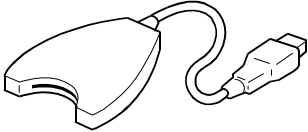
<p>1</p> 	<p>2</p> 	<p>3</p> 
<p>4</p> 		<p>5</p> 
<p>6</p> 		<p>7</p> 

20.DECALS AND DOCUMENTS (G094/G095/G112/G113)

Index No.	Part No.	Description	Q'ty Per Assembly
1	AA00 0301	Decal Warning (high Temperature)	1
2	G029 1982	LD - Decal	1
3	G052 3351	Decal - Registration	1
4	G052 4693	Decal - High Temperature	1
5	G094 2374	Decal- ES+PS	1
6	G096 1551	Misfeed Removal Decal	1
7	G128 1151	Decal:Warning (high Temperature) (G112/G113)	1

Index No.	Part No.	Description	Q'ty Per Assembly

21.SPECIAL TOOLS (G094/G095/G112/G113)

<p>1</p> 	<p>2</p> 	<p>3</p> 
<p>4</p> 	<p>5</p> 	<p>6</p> 

21.SPECIAL TOOLS (G094/G095/G112/G113)

Index No.	Part No.	Description	Q'ty Per Assembly
1	A006 9104	Adjusting Scanner Pin (4pcs/set)	1
2	N803 1000	Case - Flash Memory Card (G094/G065)	1
3	N803 6701	Flash Memory Card - 4MB (G094/G065)	1
4	B645 5010	SD-Card:Ass'y (G112/G113)	1
5	B645 6700	SD-Card:Adapter:BN-SDAA2 (G112/G113)	1
6	B645 6800	SD-Card:USB:Writer:BN-SDCE2 (G112/G113)	1

Index No.	Part No.	Description	Q'ty Per Assembly

Parts Index

PM Parts Index

Section Name	Part No.	Description in Service Manual	Description in Parts Catalog	Q'ty Per Assembly	Page and Index No.
PAPER TRAY (G094/G095/G112/G113)	G096 3066	Friction Pad	Friction Pad Adhesion	1	9 - 17
PAPER REGISTRATION 1 (G094/G095/G112/G113)	G052 3103	Paper Feed Roller	Paper Feed Roller	1	11 - 13
TRANSFER SECTION (G094/G095/G112/G113)	G096 3616	Transfer Roller	Transfer Roller Ass'y (G094/G095)	1	15 - 14
	G129 6257	Transfer Roller	Transfer Roller Ass'y (G112/G113)	1	15 - 14
FUSING UNIT 1 (G094/G095/G112/G113)	G052 4618	Bearing - Hot Roller	Bearing 30x42x7	2	17 - 6
	G129 4063	Hot Roller	Hot Roller	1	17 - 7
	G096 5501	Fusing Thermistor	Fusing Thermistor	1	17 - 10
	G052 4624	Hot Roller Stripper	Hot Roller Stripper	3	17 - 20
FUSING UNIT 2 (G094/G095/G112/G113)	G052 4665	Bushing - Pressure Roller	Bushing - Pressure Roller	2	19 - 4
	AE02 0126	Pressure Roller	Pressure Roller	1	19 - 9

Parts Index

Part No.	Description	Page and Index No.
G112 0403	Model Name Plate:RIC:EXP (G112)	3 - 12
G112 5317	Controller Board - G112 Model	27 - 6
G112 5317	Controller Board - G112 Model	57 - *
G112 8604	O/I - Setup Guide : C-P2 (NA)(G112/G113)	5 - 1
G112 8610	O/I - Maintenance Guide : C-P2 (NA)	5 - 1
G113 0403	Model Name Plate:Ric:EXP (G113)	3 - 12
G113 5317	Controller Board - G113 Model	27 - 6
G113 5317	Controller Board - G113 Model	65 - *

Part No.	Description	Page and Index No.
A006 9104	Adjusting Scanner Pin (4pcs/set)	81 - 1
A267 2869	Gear - 16Z	9 - 12
B645 5010	SD-Card:Ass'y (G112/G113)	81 - 4
B645 6700	SD-Card:Adapter:BN-SDAA2 (G112/G113)	81 - 5
B645 6800	SD-Card:USB:Writer:BN-SDCE2 (G112/G113)	81 - 6
G029 1975	Cylindrical Lens	7 - 25
G029 1982	LD - Decal	79 - 2
G029 1982	LD - Decal	7 - 22
G029 2608	Base Pad	9 - 15
G029 2608	Base Pad	3 - 5
G029 2609	Cassette Protection	9 - 18
G029 2657	Compression Spring	11 - 11
G029 2767	By-pass Feed Cover	11 - 29
G029 4159	Screw - M3x13	11 - 31
G052 1027	Spring Plate - Duplex Rail	21 - 23
G052 1042	Fusing Exit Feeler	21 - 4
G052 1044	Exit Feeler Holder	21 - 2
G052 1046	Spring - Fusing Exit Feeler	21 - 5
G052 1049	Bushing - Paper Exit	21 - 10
G052 1056	Fusing Drawer Bracket	25 - 1
G052 1102	Drive Unit Bracket	23 - 2
G052 1104	Gear - Fusing 1	23 - 6
G052 1105	Gear - Fusing 2	23 - 20
G052 1106	Gear - Fusing 3	23 - 13
G052 1107	Gear - Pulley - Fusing	23 - 14
G052 1108	Gear - Paper Feed 1	23 - 7
G052 1109	Gear - Paper Feed 2	23 - 8
G052 1110	Gear - Paper Feed 3	23 - 12
G052 1111	Gear - Paper Feed 4	23 - 11
G052 1112	Gear - Paper Feed 5	23 - 10
G052 1113	Gear - Paper Feed 6	23 - 9
G052 1120	Spring - Paper Exit Release	23 - 16
G052 1121	Drive Belt	23 - 17
G052 1123	Spacer - Drive Unit	23 - 18
G052 1212	Clip	7 - 1

Part No.	Description	Page and Index No.
G052 1251	Charge Terminal	15 - 24
G052 1252	Drum Terminal	25 - 13
G052 1253	Development Terminal	15 - 23
G052 1254	Inner Terminal - Charge	15 - 21
G052 1255	Charge Terminal - High Voltage	15 - 20
G052 1256	Development Terminal - High Voltage	15 - 22
G052 1272	Rear Cover SW Bracket	21 - 6
G052 1273	Spring - Micro Switch	21 - 7
G052 1274	Micro Switch Lever	21 - 8
G052 1518	Spring - Lock Lever	3 - 19
G052 1541	Spring - Receptacle	3 - 22
G052 1542	Collar - Receptacle	3 - 23
G052 1543	Step Screw	3 - 26
G052 1544	Spring Plate - Receptacle	3 - 27
G052 2763	LD Holder	7 - 13
G052 2764	Spring - LD Unit	7 - 11
G052 2771	Right DTL Holder	7 - 7
G052 2772	Left DTL Holder	7 - 8
G052 2773	Cylindrical Lens Holder	7 - 15
G052 2774	Mirror Clamp	7 - 3
G052 2777	Spring Holder - Shield Glass	7 - 18
G052 2780	Shutter - LD	7 - 9
G052 2791	Sync Detector Holder	7 - 26
G052 3103	Paper Feed Roller	11 - 13
G052 3106	Bushing - Paper Feed Roller	11 - 12
G052 3138	Paper Feed Spacer	11 - 2
G052 3139	Stopper:Magnetic Clutch	11 - 32
G052 3140	Magnetic Clutch Assembly (G094/G095)	11 - 33
G052 3257	Right Bushing - Registration	13 - 19
G052 3258	Left Bushing - Registration	13 - 1
G052 3278	Spring - Bypass	3 - 11
G052 3303	Paper Transport Roller	11 - 19
G052 3304	Spring Plate - Paper Transport	11 - 18
G052 3307	Transport Guide Mylar	11 - 23
G052 3323	Registration Sensor Bracket	13 - 8

Part No.	Description	Page and Index No.
G052 3351	Decal - Registration	13 - 16
G052 3351	Decal - Registration	79 - 3
G052 3356	Sheet - Soundproof	3 - 16
G052 3388	Solenoid - DC24V (G094/G095)	23 - 4
G052 3390	Toner End Sensor	13 - 13
G052 3396	Spring - Toner End Sensor	13 - 14
G052 3618	Positioning Roller - Transfer (G094/G095)	15 - 15
G052 3623	Transfer Terminal	15 - 9
G052 3624	Separation Terminal	15 - 10
G052 3625	Right Bushing - Transfer	15 - 4
G052 3626	Left Bushing - Transfer	15 - 3
G052 3627	Spring - Transfer	15 - 2
G052 4617	Heater Terminal	17 - 16
G052 4618	Bearing 30x42x7	17 - 6
G052 4619	Hot Roller Gear	17 - 5
G052 4622	Spring - Fusing Stripper	17 - 19
G052 4624	Hot Roller Stripper	17 - 20
G052 4639	Exit Roller Holder	17 - 27
G052 4642	Discharge Brush - Fusing	17 - 23
G052 4647	Spring Plate - Fusing Exit	17 - 25
G052 4662	Pressure Roller Lever	19 - 3
G052 4665	Bushing - Pressure Roller	19 - 4
G052 4673	Gear - Paper Exit	19 - 10
G052 4676	Gear - Fusing Idler	19 - 5
G052 4677	Gear - Fusing Idler	19 - 6
G052 4690	Ground Plate - Fusing	17 - 24
G052 4691	Ground Plate - Fusing Pressure	19 - 14
G052 4692	Discharge Brush - Pressure	19 - 13
G052 4693	Decal - High Temperature	79 - 4
G052 4693	Decal - High Temperature	19 - 15
G052 4696	Right Fusing Lock Lever	21 - 26
G052 4697	Left Fusing Lock Lever	21 - 27
G052 4700	External Circlip	17 - 4
G052 4855	Pulley - Paper Exit	21 - 9
G052 4871	Left Holder - Exit Driven Roller	5 - 9

Part No.	Description	Page and Index No.
G052 4872	Right Holder - Exit Driven Roller	5 - 13
G052 4873	Outer Exit Cover Roller	5 - 10
G052 4875	Inner Exit Cover Roller	5 - 8
G052 4876	Left Spring Plate	5 - 11
G052 4877	Right Spring Plate	5 - 12
G052 5060	Synchronization Detector	7 - 27
G052 5362	Receptacle - 99RH144	3 - 25
G052 5404	Interface Harness - TE Sensor	13 - 12
G052 5410	Harness - Interlock (G094/G095)	27 - 16
G052 5419	Harness - Power Pack (G094/G095)	25 - 10
G052 5520	Drawer Ass'y - Fusing Set 115V	17 - 9
G052 5521	Drawer Ass'y - Fusing Set - 230V	17 - 9
G056 6005	HDD Cover	27 - 4
G072 6006	Cover:Card (G094/G095/G112)	27 - 5
G076 3205	Magnetic Clutch:Registration:Ass'y	13 - 3
G076 3281	Supporting Plate:Base:Manual FE	3 - 6
G076 3282	Supporting Plate:Base:Manual FE	3 - 7
G076 3290	Friction Pad:Manual Feed:Ass'y	11 - 27
G076 3619	Transfer Roller Gear (G094/G095)	15 - 13
G088 1103	Gear:PCU	23 - 19
G088 1150	Brushless Motor:24V:20W (G094/G095)	23 - 1
G088 1216	Cover:EGB	27 - 8
G088 2760	Laser Diode Unit:Ass'y (G094/G095)	7 - 12
G088 2770	Polygon Scanner - 35501rpm (G094/G095)	7 - 20
G088 2775	Shield:Harness	7 - 17
G088 2785	Cover:Optical Housing:Ass'y	7 - 21
G088 2789	Shield:Cover:Polygon Scanner	7 - 23
G088 3297	Spring Clutch:Manual Feed (G094/G095)	23 - 5
G088 3539	Thermistor - Inner	3 - 24
G088 5353	IC:RI5c580	77 - 1
G088 5353	IC:RL5C580	73 - 1
G088 5403	Harness - Polygon Mirror Motor (G094/G095)	7 - 16
G088 5520	Fusing Drawer Sensor NA Ass'y	17 - 9
G088 5521	Fusing Drawer Set Sensor EU Ass'y	17 - 9
G089 5900	ASIC:PICCOLO	37 - 1

Part No.	Description	Page and Index No.
G089 5900	Asic:Piccolo	57 - 1
G089 5900	Asic:Piccolo	65 - 1
G089 5900	ASIC:PICCOLO	47 - 1
G089 5902	Hybrid IC:D3144	57 - 2
G089 5902	HYBRID IC:D3144	47 - 2
G089 5902	Hybrid IC:D3144	65 - 2
G089 5902	HYBRID IC:D3144	37 - 2
G089 6006	Cover - Option	27 - 3
G093 6001	Control Board Panel (G094)	27 - 2
G093 6006	Knob Screw:M3	27 - 1
G094 1920	Operation Panel Ass'y (G094/G095)	5 - 3
G094 2370	Model Name Plate EXP (G094)(RIC)	3 - 12
G094 2371	Model Name Plate:NST (G094)	3 - 12
G094 2372	Model Name Plate:REX (G094)	3 - 12
G094 2373	Model Name Plate:GES (G094)	3 - 12
G094 2374	Decal- ES+PS	79 - 5
G094 2374	Decal- ES+PS	3 - 28
G094 2375	Model Name Plate LAN (G094)	3 - 12
G094 5702	PCB:Cassis-P1:Main:EXP (G094)	27 - 6
G094 5702	PCB:Cassis-P1:Main:EXP	37 - *
G095 2370	Model Name Plate EXP (G095)(RIC)	3 - 12
G095 2371	Model Name Plate NST (G095)	3 - 12
G095 2372	Model Name Plate REX (G095)	3 - 12
G095 2373	Model Name Plate GES (G095)	3 - 12
G095 2375	Model Name Plate LAN (G095)	3 - 12
G095 5702	PCB:Cassis-P1:Main:EXP:NIC	47 - *
G095 5702	PCB:Cassis-P1:Main:EXP:NIC (G095)	27 - 6
G095 6001	Control Board Panel (G095)	27 - 2
G095 8617	Operating Instructions - AP400/400N (NA)	5 - 1
G096 1018	Transport Guide	15 - 11
G096 1019	Transport Guide Pin	15 - 1
G096 1021	Right Duplex Rail	21 - 24
G096 1022	Left Duplex Rail	21 - 25
G096 1031	Lower Fusing Heat Insulating Plate	25 - 7
G096 1032	Front Fusing Heat Insulating Plate	21 - 18

Part No.	Description	Page and Index No.
G096 1041	Exit Bracket	21 - 14
G096 1043	Exhaust Sensor Feeler	21 - 16
G096 1081	Right Paper Tray Rail	21 - 20
G096 1082	Left Paper Tray Rail	21 - 21
G096 1085	Base Ground Plate	21 - 22
G096 1087	Paper Tray Spring Plate Ass'y	25 - 11
G096 1087	Paper Tray Spring Plate Ass'y	13 - 6
G096 1211	EGB Bracket	27 - 9
G096 1221	Power Supply Unit Bracket	25 - 6
G096 1241	Control Board Bracket Ass'y	27 - 7
G096 1257	Warning Cover (Electrical)	5 - 17
G096 1259	Power Supply Cord Bracket (NA)	25 - 8
G096 1262	Exit Roller Ground Plate	21 - 13
G096 1271	Inlet Bracket (EU)	25 - 8
G096 1506	Front Door Ass'y (NA)(G094/G095)	3 - 13
G096 1509	Paper Exit Sub-unit Ass'y	5 - 6
G096 1512	Exit Cover	5 - 7
G096 1516	Door Lever	3 - 18
G096 1517	Shutter Feeler	3 - 20
G096 1545	Harness Cover (G094/G095)	3 - 21
G096 1551	Misfeed Removal Decal	3 - 17
G096 1551	Misfeed Removal Decal	79 - 6
G096 1563	Rear Cover (NA)(G094/G095)	5 - 14
G096 1564	Left Cover (NA)(G094/G095)	5 - 2
G096 1566	Front Door (NA)	3 - 15
G096 1650	Right Cover (NA)	5 - 16
G096 1651	Louver	5 - 15
G096 1652	Upper Cover (NA)	5 - 5
G096 1653	Paper Tray Extension (NA)	5 - 19
G096 2702	Imaging Unit Ass'y (G094/G095)	7 - 2
G096 3050	Paper Tray Ass'y	9 - 1
G096 3051	Paper Tray	9 - 30
G096 3052	Paper Tray Cover	9 - 6
G096 3053	Tray Bottom Plate Adhesion	9 - 14
G096 3055	Left Side Fence	9 - 11

Part No.	Description	Page and Index No.
G096 3056	Right Side Fence	9 - 13
G096 3060	Rear Paper Tray	9 - 27
G096 3063	Paper Tray Cap	9 - 25
G096 3065	Paper Tray Supporting Plate	9 - 28
G096 3066	Friction Pad Adhesion	9 - 17
G096 3070	Paper Volume Sensor Board	9 - 29
G096 3071	Paper Tray Arm	9 - 8
G096 3075	Paper Size Sensor Board	9 - 7
G096 3078	Protection Label	9 - 26
G096 3083	Spring Tension	9 - 9
G096 3084	Separation Compression Spring	9 - 16
G096 3085	End Fence	9 - 24
G096 3086	End Fence Lever	9 - 23
G096 3087	End Fence Protection	9 - 20
G096 3088	End Fence Pressure	9 - 19
G096 3089	End Fence Compression Spring 3.5n	9 - 22
G096 3090	End Fence Tension Spring 12n	9 - 21
G096 3091	Sheet - Tray 1	9 - 3
G096 3092	Sheet - Tray 2	9 - 4
G096 3093	Sheet - Tray 3	9 - 5
G096 3094	Tape - Sheet : Tray	9 - 2
G096 3100	Paper Feed Stay	11 - 9
G096 3101	Paper Feed Shaft	11 - 8
G096 3104	Paper End Sensor Feeler	11 - 14
G096 3105	Paper Volume Sensor Feeler	11 - 16
G096 3106	Left Stay Cover	11 - 10
G096 3107	Right Stay Cover	11 - 17
G096 3111	Cassette Cover	5 - 18
G096 3144	Paper Set Direction Label	9 - 10
G096 3209	Magnetic Clutch 0.25n:M Z25:Ass'y	23 - 3
G096 3254	Registration Feeler Ass'y	13 - 18
G096 3266	Upper Registration Guide Plate	13 - 15
G096 3267	Registration Film Cleaner	13 - 10
G096 3270	Manual Feed Table Ass'y	3 - 1
G096 3272	Manual Feed Table Cover	3 - 10

Part No.	Description	Page and Index No.
G096 3273	Manual Feed Base Adhesion	3 - 4
G096 3276	Right Manual Feed Side Fence	3 - 3
G096 3277	Left Manual Feed Side Fence	3 - 2
G096 3280	Manual Feed Frame	11 - 30
G096 3286	Manual Feed Feeler	11 - 25
G096 3288	Manual Paper Feed Roller (G094/G095)	11 - 28
G096 3292	Spring - Manual Feed	11 - 26
G096 3294	Connecting Guide Plate	11 - 22
G096 3301	Support Plate Stay : Bypass	11 - 1
G096 3306	Connecting Guide Roller	11 - 21
G096 3315	Driven Registration Roller Mm14	13 - 9
G096 3316	Drive Registration Roller	13 - 17
G096 3332	Connecting Roller	11 - 20
G096 3335	Paper Feed Ground Plate	11 - 6
G096 3336	Registration Drive Ground Plate	13 - 5
G096 3337	Auxiliary Ground Plate	11 - 4
G096 3338	Ground Plate:Driven:Registration:Ass'y	25 - 12
G096 3341	Manual Feed Extension Tray	3 - 9
G096 3345	Registration Guide	15 - 7
G096 3346	Registration Guide Long	15 - 8
G096 3522	Discharge Lamp	21 - 17
G096 3610	Transfer Roller Ass'y (G094/G095)	15 - 12
G096 3616	Transfer Roller (G094/G095)	15 - 14
G096 3621	Separation Electrode Plate	15 - 5
G096 3622	Electrode Plate Cover	15 - 6
G096 3628	Transport Guide Ground Plate	15 - 18
G096 3629	Transport Terminal Guide	15 - 19
G096 3640	Transfer Guide Plate Ass'y	15 - 16
G096 3641	Transfer Guide Plate Sheet	15 - 17
G096 4553	Fusing Unit EU Ass'y (G094/G095)	17 - 1
G096 4602	Right Electrode Plate	17 - 13
G096 4611	Thermostat Ass'y	17 - 12
G096 4615	Left Fusing Lamp Bracket	17 - 15
G096 4616	Right Heater Bracket	17 - 21
G096 4625	Fusing Harness Plate	17 - 11

Part No.	Description	Page and Index No.
G096 4629	Upper Fusing Frame Ass'y	17 - 17
G096 4635	Upper Fusing Exit Guide Plate	17 - 26
G096 4638	Exit Roller Supporting Plate	17 - 29
G096 4644	Upper Entrance Guide Plate	17 - 2
G096 4650	Pressure Frame	19 - 8
G096 4664	Pressure Fusing Spring (G094/G095)	19 - 2
G096 4674	Fusing Exit Roller	19 - 12
G096 4681	Fusing Entrance Guide Plate	19 - 7
G096 4692	Fusing Right Cover	17 - 22
G096 4695	Upper Harness Plate	17 - 14
G096 4698	Left Fusing Cover	19 - 1
G096 4850	Exit Roller	21 - 11
G096 4888	Exit Brush Discharge	21 - 15
G096 5205	Choke Coil - ETQR28G013B (EU)	25 - 17
G096 5300	Power Pack BCT	25 - 5
G096 5400	Fst Connecting Harness	11 - 7
G096 5401	Harness - Motor Sensor (G094/G095)	27 - 15
G096 5405	Harness - Toner End Sensor EGB	13 - 11
G096 5406	Harness - Operation Panel (G094/G095)	5 - 4
G096 5407	Harness - Power Source (G094/G095)	25 - 3
G096 5409	Harness - Main Switch (NA)(G094/G095)	25 - 14
G096 5411	Harness - Main Switch EU (G094/G095)	25 - 14
G096 5412	Harness - Option Paper Feed	27 - 13
G096 5413	Harness - Exit Sensor (G094/G095)	21 - 1
G096 5414	Harness - Option Duplex (G094/G095)	27 - 11
G096 5417	Harness - Fusing EU (G094/G095)	25 - 2
G096 5500	Fusing Drawer 100V	17 - 8
G096 5501	Fusing Thermistor	17 - 10
G096 5506	Inlet - EU	25 - 16
G096 5510	Fusing Drawer 230V	17 - 8
G097 4552	Fusing Unit Ass'y - NA (G094/G095)	17 - 1
G098 1506	Front Door Ass'y (EU)(G094/GG95)	3 - 13
G098 1563	Rear Cover (EU)(G094/G095)	5 - 14
G098 1564	Left Cover (EU)(G094/G095)	5 - 2
G098 1566	Front Door (EU)	3 - 15

Part No.	Description	Page and Index No.
G098 1650	Right Cover (EU)	5 - 16
G098 1652	Upper Cover (EU)	5 - 5
G098 5102	PCB EGB Ass'y - NA	73 - *
G098 5102	PCB Egb Ass'y - NA (G094/G095)	27 - 10
G098 5104	PCB Egb Ass'y - EU (G094/G095)	27 - 10
G098 5104	PCB EGB Ass'y - EU	73 - *
G098 5416	Harness - Fusing NA (G094/G095)	25 - 2
G098 5511	Power Cord Stopper Ass'y - NA	25 - 9
G102 5502	Power Supply Cord:EU (G112/G113)	25 - 9
G110 5101	Panel:Control Board (G113)	27 - 2
G110 5103	Card Cover (G113)	27 - 5
G111 5410	Harness - Interlock (G112/G113)	27 - 16
G111 5419	Harness - Power Pack (G112/G113)	25 - 10
G128 1151	Decal:Warning (high Temperature)	21 - 28
G128 1151	Decal:Warning (high Temperature)	79 - 7
G129 1050	Brushless Motor:24V:20W (G112/G113)	23 - 1
G129 1051	Fan Motor MM92:24V (G112/G113)	25 - 15
G129 1250	Cover:Left (NA)(G112/G113)	5 - 2
G129 1251	Harness Cover (G112/G113)	3 - 21
G129 1252	Cover:Rear (NA)(G112/G113)	5 - 14
G129 1253	Left Cover - EU (G112/G113)	5 - 2
G129 1254	Rear Cover - EU (G112/G113)	5 - 14
G129 1400	Operation Panel Ass'y (G112/G113)	5 - 3
G129 1902	Shield Glass (G112/G113)	7 - 24
G129 1904	Imaging Unit:EXP:Ass'y (G112/G113)	7 - 2
G129 1908	Polygon Scanner:38015rpm (G112/G113)	7 - 20
G129 1912	Laser Diode Unit Ass'y (G112/G113)	7 - 12
G129 2550	Stopper:Magnetic Clutch (G112/G113)	23 - 21
G129 2551	Magnetic Clutch:1turn:Z41 (G112/G113)	23 - 5
G129 2552	Paper Feed Roller:Manual Feed	11 - 28
G129 2583	Magnetic Clutch Ass'y - Paper Feed	11 - 33
G129 2585	Magnetic Clutch Ass'y - Regist	13 - 3
G129 4063	Hot Roller	17 - 7
G129 4102	Pressure Spring - Fusing (G112/G113)	19 - 2
G129 4117	Fusing Unit Ass'y - NA (G112/G113)	17 - 1

Part No.	Description	Page and Index No.
G129 4127	Fusing Unit Ass'y - EU (G112/G113)	17 - 1
G129 5102	PCB - Engine Board : NA	77 - *
G129 5102	PCB - Engine Board : NA (G112/G113)	27 - 10
G129 5104	PCB - Engine Board : EU (G112/G113)	27 - 10
G129 5104	PCB - Engine Board : EU	77 - *
G129 5401	Harness:Motor:Sensor (G112/G113)	27 - 15
G129 5403	Harness:Polygon Motor:Sync Detector	7 - 16
G129 5405	Harness:Toner End Sensor:EGB	13 - 11
G129 5406	Harness:Operation Panel (G112/G113)	5 - 4
G129 5407	Harness:Power Source (G112/G113)	25 - 3
G129 5409	Harness:Main Switch:DOM/NA (G112/G113)	25 - 14
G129 5411	Harness - Main Switch : EU (G112/G113)	25 - 14
G129 5413	Harness:Exit:Sensor (G112/G113)	21 - 1
G129 5414	Harness:Duplex:Option (G112/G113)	27 - 11
G129 5416	Harness - Fusing : NA (G112/G113)	25 - 2
G129 5417	Harness - Fusing : EU (G112/G113)	25 - 2
G129 6251	Positioning Roller - Transfer (G112/G113)	15 - 15
G129 6252	Gear - Transfer Roller (G112/G113)	15 - 13
G129 6257	Transfer Roller (G112/G113)	15 - 14
G331 5740	PCB:SDRM-DIMM:128MB:PBF:Ass'y	27 - 17
G800 3035	Push Sw - Paper Size	27 - 14
G800 3133	Side Fence Gear	3 - 8
G800 4851	Bushing	21 - 12
G800 4851	Bushing	19 - 11
G800 4854	Exit Roller	17 - 28

Part No.	Description	Page and Index No.
N803 1000	Case - Flash Memory Card (G094/G065)	81 - 2
N803 6701	Flash Memory Card - 4MB (G094/G065)	81 - 3
R013 1097	Clamp	27 - 12

Part No.	Description	Page and Index No.
AA00 0301	Decal Warning (High Temperature)	17 - 18
AA00 0301	Decal Warning (high Temperature)	79 - 1
AA06 3539	Spring - Registration Roller	13 - 2
AA08 2047	Bushing - 8x16x7	13 - 4
AA08 2058	Bushing - 6x10x9mm	11 - 5
AA08 2075	Bushing - M6	11 - 3
AE02 0126	Pressure Roller	19 - 9
AG07 1007	Latch - By Pass Feed Table	3 - 14
AW02 0075	Photointerruptor	13 - 7
AW02 0075	Photointerruptor	11 - 15
AW02 0119	Photointerruptor - LG-24811	21 - 3
AW02 0120	Photointerruptor - Flat	11 - 24
AX44 0178	Fusing Lamp - 650W/120V	17 - 3
AX44 0179	Heater 650W/230V	17 - 3
GC01 5005	Shield Glass - Polygon Motor	7 - 19
GC01 5006	Shield Glass (G094/G095)	7 - 24
GC02 5010	DTL	7 - 6
GC02 5011	Cylindrical Lens	7 - 14
GC03 0026	Mirror - 1	7 - 4
GC03 0027	Mirror - 2	7 - 5
GC03 0028	Mirror - Sync Detector	7 - 10
GH01 0007	Rubber Foot - FF-006(P4070)N	21 - 19
GX64 0019	Fan Motor DC24V (G094/G095)	25 - 15
GY20 0012	IC:E-mac2	77 - 2
GZ00 0003	Power Cord - 230V (G094/G095)	25 - 9
GZ23 0019	Power Supply Unit 124W	25 - 4
GZ23 0020	Power Supply Unit 124W EU	25 - 4

Part No.	Description	Page and Index No.
0353 0040Z	Binding Head Screw M3x4 (100pcs)	27 -105
0450 3006B	Tapping Screw - M3x6	7 - 101
0450 3008B	Tapping Screw - M3x8	17 -101
0450 3008B	Tapping Screw - M3x8	27 -103
0450 3008B	Tapping Screw - M3x8	21 -101
0450 3008B	Tapping Screw - M3x8	11 -101
0450 3008B	Tapping Screw - M3x8	9 - 101
0450 3008B	Tapping Screw - M3x8	25 -101
0450 3008B	Tapping Screw - M3x8	15 -102
0450 3008B	Tapping Screw - M3x8	13 -101
0450 3008B	Tapping Screw - M3x8	7 - 102
0450 3008B	Tapping Screw - M3x8	5 - 103
0450 3008B	Tapping Screw - M3x8	19 -101
0450 3008B	Tapping Screw - M3x8	3 - 101
0450 3008H	Tapping Screw - M3x8	25 -104
0450 3008H	Tapping Screw - M3x8	27 -104
0450 3010B	Tapping Screw - M3x10	17 -103
0450 3010B	Tapping Screw - M3x10	13 -103
0450 3010B	Tapping Screw - M3x10	19 -102
0450 3010B	Tapping Screw - M3x10	11 -102
0450 3010B	Tapping Screw - M3x10	23 -101
0450 3012B	Tapping Screw - 3x12	15 -101
0450 3012B	Tapping Screw - 3x12	25 -102
0450 3012B	Tapping Screw - 3x12	7 - 103
0450 3012B	Tapping Screw - 3x12	17 -102
0450 3012B	Tapping Screw - 3x12	21 -102
0450 4010B	Tapping Screw - 4x10	23 -103
0450 4010B	Tapping Screw - 4x10	25 -107
0450 4010B	Tapping Screw - 4x10	5 - 102
0451 3006B	Tapping Screw - M3x6	11 -104
0451 3006B	Tapping Screw - M3x6	27 -101
0451 3006B	Tapping Screw - M3x6	25 -103
0451 3006H	Tapping Screw - 3x6	27 -102
0451 3006H	Tapping Screw - 3x6	25 -105
0451 3006H	Tapping Screw - 3x6	5 - 101

Part No.	Description	Page and Index No.
0451 3008B	Tapping Screw - M3x8	11 -105
0451 3014B	Tapping Screw - M3x14	21 -103
0451 4006H	Tapping Screw - M4x6	25 -106
0712 0030B	Hexagon Nut - M3	7 - 105
0720 0020B	Retaining Ring - M2	3 - 102
0802 5276	Tapping Screw With Washer - M3x6	25 -108
0805 0088	Retaining Ring - M6	13 -102
0805 0089	Retaining Ring - M4	11 -103
0805 0089	Retaining Ring - M4	23 -104
0950 4006B	Screw - M4x6	25 -109
0951 3016B	Philips Screw With Washer - M3x16	7 - 104
0954 3008B	Philips Screw - M3x8	17 -104
0954 3010B	Philips Screw - M3x10	17 -105
1005 0808	C/T Guide Rail	27 -106
1102 4201	Connector - 2P	73 -101
1102 4201	Connector - 2P	77 -101
1102 4202	Connector - 3P	73 -102
1102 4202	Connector - 3P	77 -102
1102 4203	CT Header - 4P	77 -103
1102 4203	CT Header - 4P	65 -101
1102 4203	CT Header - 4P	57 -101
1102 4203	CT Header - 4P	73 -103
1102 4203	CT Header - 4P	37 -101
1102 4203	CT Header - 4P	47 -101
1102 4205	CT Header - 6P	77 -104
1102 4205	CT Header - 6P	73 -104
1102 4207	Connector - 8P	77 -105
1102 4207	Connector - 8P	73 -105
1102 4559	Connector - 3P	21 -107
1102 4631	CT Connector - 2p	77 -106
1102 4631	CT Connector - 2p	73 -106
1102 4643	CT Connector - 2p	77 -107
1102 4643	CT Connector - 2p	73 -107
1102 5943	Connector - 2P	77 -108
1102 5943	Connector - 2P	73 -108

Part No.	Description	Page and Index No.
1102 6295	Connector - 2P	73 -109
1102 6295	Connector - 2P	77 -109
1102 6306	Connector - 13P	73 -110
1102 6306	Connector - 13P	77 -110
1102 6592	Connector - 8P	73 -111
1102 6592	Connector - 8P	77 -111
1102 7625	Connector - TX24-80R-LT-N1	57 -102
1102 7625	Connector - TX24-80R-LT-N1	37 -102
1102 7625	Connector - TX24-80R-LT-N1	65 -102
1102 7625	Connector - TX24-80R-LT-N1	47 -102
1102 7626	Connector - TX25-80P-LT-N1	73 -112
1102 7626	Connector - TX25-80P-LT-N1	77 -112
1102 7785	Connector - 57RE40360830BD29B	65 -103
1102 7785	Connector - 57RE40360830BD29B	57 -103
1102 7785	Connector - 57RE40360830BD29B	37 -103
1102 7785	Connector - 57RE40360830BD29B	47 -103
1102 8299	Connector - 52610-1017	77 -113
1102 8299	Connector - 52610-1017	73 -113
1102 8329	Connector - Usb - UBB-4R-D14C	47 -104
1102 8329	Connector - Usb - UBB-4R-D14C	57 -104
1102 8329	Connector - Usb - UBB-4R-D14C	65 -104
1102 8329	Connector - Usb - UBB-4R-D14C	37 -104
1102 8356	Connector - FX2MAB-44P	57 -105
1102 8356	Connector - FX2MAB-44P	37 -105
1102 8356	Connector - FX2MAB-44P	47 -105
1102 8356	Connector - FX2MAB-44P	65 -105
1102 8357	Connector - 52777-0809	47 -106
1102 8357	Connector - 52777-0809	37 -106
1102 8357	Connector - 52777-0809	65 -106
1102 8357	Connector - 52777-0809	57 -106
1102 8655	Connector - 9P 353297-9	73 -114
1102 8655	Connector - 9P 353297-9	77 -114
1102 8685	Connector - IC CARD	37 -107
1102 8685	Connector - IC CARD	47 -107
1102 8685	Connector - IC CARD	57 -107

Part No.	Description	Page and Index No.
1102 8829	Connector - DM-1D4-N3210	57 -108
1102 8829	Connector - DM-1D4-N3210	37 -108
1102 8829	Connector - DM-1D4-N3210	47 -108
1102 8832	Connector - DM-3D4-B3210	65 -107
1102 8832	Connector - DM-3D4-B3210	57 -109
1102 8832	Connector - DM-3D4-B3210	37 -109
1102 8832	Connector - DM-3D4-B3210	47 -109
1102 8989	Lan Connector	65 -108
1102 8989	Lan Connector	47 -110
1102 9108	Connector - 353297-3	73 -115
1102 9108	Connector - 353297-3	77 -115
1102 9111	Connector - 353297-7	73 -116
1102 9111	Connector - 353297-7	77 -116
1102 9112	Connector - 353297-8	73 -117
1102 9112	Connector - 353297-8	77 -117
1102 9113	Connector - 1-353297-0	77 -118
1102 9113	Connector - 1-353297-0	73 -118
1102 9118	Connector:1-353297-9	77 -119
1102 9118	Connector:1-353297-9	73 -119
1102 9121	Connector:2-353308-4	73 -120
1102 9121	Connector:2-353308-4	77 -120
1102 9336	Connector:Fps009-2300-0	65 -109
1102 9349	Connector - DIMM	37 -110
1102 9349	Connector - DIMM	47 -111
1104 0413	Connetctor - 28p	47 -112
1104 0413	Connetctor - 28p	37 -111
1104 0764	IC Socket - 8 PIN	77 -121
1104 0764	IC Socket - 8 PIN	65 -110
1104 0764	IC Socket - 8 PIN	73 -121
1104 0771	IC Socket - 28PIN	57 -110
1105 0229	Clamp	7 -106
1105 0292	Wire Saddle	25 -111
1105 0292	Wire Saddle	23 -102
1105 0292	Wire Saddle	27 -109
1105 0487	Harness Clamp	21 -104

Part No.	Description	Page and Index No.
1105 0487	Harness Clamp	25 -110
1105 0487	Harness Clamp	27 -107
1105 0511	Clamp:LWSM-0306	27 -108
1105 0516	Clamp	25 -112
1105 0516	Clamp	21 -105
1109 0039	Circuit Protector - ICP-S2.3	73 -122
1109 0039	Circuit Protector - Icp-s2.3	77 -122
1204 1541	DIP Switch	73 -123
1204 1541	DIP Switch	77 -123
1204 1542	DIP Switch	37 -112
1204 1542	DIP Switch	47 -113
1204 1542	DIP Switch	65 -111
1204 1542	DIP Switch	57 -111
1204 2521	Micro Switch	21 -106
1204 2521	Micro Switch	27 -110
1204 2628	Switch 250V/10A	25 -113
1400 0571	Transistor - 2SA1577	73 -124
1400 0571	Transistor - 2SA1577	77 -124
1400 0688	Transistor -dtc143zua	77 -125
1400 0688	Transistor -DTC143ZUA	73 -125
1400 0767	Transistor:DTA114EUA	73 -126
1400 0767	Transistor:Dta114eua	77 -126
1400 0775	Transistor - 2SC4081	73 -127
1400 0801	Transistor - DTC113ZUA	73 -128
1400 0801	Transistor - DTC113ZUA	77 -127
1401 0821	Diode - 1SS133	47 -114
1401 0821	Diode - 1SS133	37 -113
1401 0821	Diode - 1SS133	57 -112
1401 0821	Diode - 1SS133	65 -112
1401 0972	Transistor-2sb1260	77 -128
1401 0972	Transistor-2SB1260	73 -129
1402 0545	Diode - 1SS244	77 -129
1402 0545	Diode - 1SS244	73 -130
1402 1336	Diode - 1SS355	77 -130
1402 1336	Diode - 1SS355	73 -131

Part No.	Description	Page and Index No.
1402 1511	Zenerdiode - Mtzj13b	77 -131
1402 1511	Zenerdiode - MTZJ13B	73 -132
1403 0953	LED - SML-310MT	65 -113
1403 0953	LED - SML-310MT	47 -115
1403 0996	LED - SML-310VT	47 -116
1403 0996	LED - SML-310VT	57 -113
1403 0996	LED - SML-310VT	37 -114
1403 0996	LED - SML-310VT	65 -114
1403 0996	LED - SML-310VT	73 -133
1403 1033	LED - SML-310YT	47 -117
1403 1033	LED - SML-310YT	65 -115
1407 2187	TTLIC - SN74LS07NS	73 -134
1407 2187	TTLIC - SN74LS07NS	77 -132
1407 2218	TTLIC - SN74LS06NS	37 -115
1407 2218	TTLIC - SN74LS06NS	47 -118
1407 2218	TTLIC - SN74LS06NS	65 -116
1407 2218	TTLIC - SN74LS06NS	57 -114
1407 2219	IC - TD62003AP	73 -135
1407 2219	IC - TD62003AP	77 -133
1407 3357	Comparator - BA10393F	73 -136
1407 4919	IC - 74VHCT244 TSSOP	65 -117
1407 4920	IC - 74VHCT245	65 -118
1407 5161	Cpu- Hd64f2633wf25	77 -134
1407 5161	CPU- HD64F2633WF25	73 -137
1407 5271	EEPROM - M24C02-BN6	73 -138
1407 5271	Eeprom - M24c02-bn6	77 -135
1407 5275	CMOS Logic - 74LVCHR16245A TSSOP	47 -119
1407 5275	CMOS Logic - 74LVCHR16245A TSSOP	37 -116
1407 5275	CMOS Logic - 74LVCHR16245A TSSOP	57 -115
1407 5327	CMOS Logic - 74LVC139A TSSOP	37 -117
1407 5327	CMOS Logic - 74LVC139A TSSOP	47 -120
1407 5327	CMOS Logic - 74LVC139A TSSOP	57 -116
1407 5337	CMOS Logic - 74LVCH16373A TSSOP	47 -121
1407 5337	CMOS Logic - 74LVCH16373A TSSOP	65 -119
1407 5337	CMOS Logic - 74LVCH16373A TSSOP	37 -118

Part No.	Description	Page and Index No.
1407 5337	CMOS Logic - 74LVCH16373A TSSOP	57 -117
1407 5351	IC - SN74LV14APW	65 -120
1407 5351	IC - SN74LV14APW	57 -118
1407 5351	IC - SN74LV14APW	47 -122
1407 5351	IC - SN74LV14APW	37 -119
1407 5353	IC - SN74LV244APW	65 -121
1407 5361	IC - 74LVC157A TSSOP	65 -122
1407 5364	IC - SN74AHCT244PW	57 -119
1407 5364	IC - SN74AHCT244PW	37 -120
1407 5364	IC - SN74AHCT244PW	47 -123
1407 5501	IC Sn74lv273apw	65 -123
1407 5523	ROM - I2C SOP 3V	47 -124
1407 5523	Rom - I2c Sop 3v	65 -124
1407 5717	IC - ICS960001AF	57 -120
1407 5717	IC - ICS960001AF	37 -121
1407 5717	IC - ICS960001AF	65 -125
1407 5717	IC - ICS960001AF	47 -125
1407 5856	RAM - FM18I08-70-P	57 -121
1407 5856	RAM - FM18I08-70-P	37 -122
1407 5856	RAM - FM18L08-70-P	47 -126
1407 5861	CPU - TMPR4955BFG-300	47 -127
1407 5861	CPU - TMPR4955BFG-300	37 -123
1407 5861	CPU - TMPR4955BFG-300	57 -122
1407 5868	Ethernet Cont Lsi - Dp83847alqa56a	65 -126
1407 5868	Ethernet Cont LSI - DP83847ALQA56A	47 -128
1407 5960	IC - SN74LVCZ161284ADGG	57 -123
1407 5960	IC - SN74LVCZ161284ADGG	65 -127
1407 5960	IC - SN74LVCZ161284ADGG	37 -124
1407 5960	IC - SN74LVCZ161284ADGG	47 -129
1407 6062	USB2.0 - KL5BUDV003CCFP	37 -125
1407 6062	Usb2.0 - Kl5budv003ccfp	65 -128
1407 6062	Usb2.0 - KL5BUDV003CCFP	57 -124
1407 6062	USB2.0 - KL5BUDV003CCFP	47 -130
1407 6201	CMOS Logic Sn74lvc1g125dck	65 -129
1407 6249	RAM:Fm25I256-pg	65 -130

Part No.	Description	Page and Index No.
1407 6251	CPU:Tmpr4955cfg-400	65 -131
1408 1664	Series Regulator:Lm1117mp-adj/nopb	65 -132
1408 1770	Series Regulator - R5323N013A	73 -139
1408 1770	Series Regulator - R5323n013a	77 -136
1408 1778	IC:R3112q101a	65 -133
1408 1779	IC - R3112Q281A	37 -126
1408 1779	IC - R3112Q281A	57 -125
1408 1779	IC - R3112Q281A	65 -134
1408 1779	IC - R3112Q281A	47 -131
1408 1818	Series Regulator - LM1117MP-1.8	47 -132
1408 1818	Series Regulator - LM1117MP-1.8	37 -127
1408 1818	Series Regulator - Lm1117mp-1.8	65 -135
1408 1818	Series Regulator - LM1117MP-1.8	57 -126
1408 1825	IC - R3112Q121A	47 -133
1408 1825	IC - R3112Q121A	37 -128
1408 1825	IC - R3112Q121A	57 -127
1408 1825	IC - R3112Q121A	65 -136
1408 1834	IC - R5510H011N	73 -140
1408 1834	IC - R5510H011N	77 -137
1408 1838	IC - R3112Q431A	47 -134
1408 1838	IC - R3112Q431A	57 -128
1408 1838	IC - R3112Q431A	37 -129
1408 1838	IC - R3112Q431A	65 -137
1408 1864	Series Regulator - AIC1085-ADJCM	37 -130
1408 1864	Series Regulator - AIC1085-ADICM	57 -129
1408 1864	Series Regulator - AIC1085-ADJCM	47 -135
1408 1911	Comparator - LM2903PW	77 -138
1503 0697	Crystal Oscilator Ma-406 20mhz	77 -139
1503 0697	Crystal Oscilator Ma-406 20Mhz	73 -141
1503 0842	Oscillator - 14.31818MHZ	47 -136
1503 0842	Oscillator - 14.31818MHZ	37 -131
1503 0842	Oscillator - 14.31818MHZ	65 -138
1503 0842	Oscillator - 14.31818MHZ	57 -130
1503 0959	Crystal Oscilator - 25MHZ	47 -137
1503 1138	Crystal Oscilator - 48MHZ	57 -131

Part No.	Description	Page and Index No.
1503 1138	Crystal Oscilator - 48MHZ	37 -132
1503 1138	Crystal Oscilator - 48MHZ	65 -139
1503 1138	Crystal Oscilator - 48MHZ	47 -138
1503 1239	Crystal Oscilator:25mhz	65 -140
1601 7752	Resistor Array - 10K Ω \pm 5%	77 -140
1601 7752	Resistor Array - 10K Ω \pm 5%	73 -142
1601 7791	Resistor Array - 1K Ω \pm 5%	73 -143
1601 7791	Resistor Array - 1K Ω \pm 5%	77 -141
1601 7866	Resistor Array - 150 Ω \pm 5%	73 -144
1601 7866	Resistor Array - 150 Ω \pm 5%	77 -142
1601 7871	Resistor - 68 Ω \pm 5% 1/16W	73 -145
1601 7871	Resistor - 68 Ω \pm 5% 1/16W	77 -143
1601 7877	Resistor Array 4.7k Ω \pm 5% 1/32W	47 -139
1601 7877	Resistor Array 4.7k Ω \pm 5% 1/32W	37 -133
1601 7877	Resistor Array 4.7k Ω \pm 5% 1/32W	57 -132
1601 7887	Resistor Array - 10K Ω \pm 5% 1/32W	37 -134
1601 7887	Resistor Array - 10K Ω \pm 5% 1/32W	47 -140
1601 7887	Resistor Array - 10K Ω \pm 5% 1/32W	65 -141
1601 7887	Resistor Array - 10K Ω \pm 5% 1/32W	57 -133
1601 7896	Resistor Array - 56 Ω \pm 5% 1/32W	37 -135
1601 7896	Resistor Array - 56 Ω \pm 5% 1/32W	47 -141
1601 7896	Resistor Array - 56 Ω \pm 5% 1/32W	57 -134
1601 7896	Resistor Array - 56 Ω \pm 5% 1/32W	65 -142
1601 7898	Resistor Array	57 -135
1601 7898	Resistor Array	65 -143
1601 7898	Resistor Array	47 -142
1601 7898	Resistor Array	77 -144
1601 7898	Resistor Array	37 -136
1601 7898	Resistor Array	73 -146
1601 7900	Resistor Array - 0 Ω \pm 5%	37 -137
1601 7900	Resistor Array - 0 Ω \pm 5%	57 -136
1601 7900	Resistor Array - 0 Ω \pm 5%	47 -143
1601 7943	Resistor Array - 68 Ω \pm 5% 1/32W	37 -138
1601 7943	Resistor Array - 68 Ω \pm 5% 1/32W	47 -144
1601 7943	Resistor Array - 68 Ω \pm 5% 1/32W	57 -137

Part No.	Description	Page and Index No.
1601 7943	Resistor Array - 68 Ω \pm 5% 1/32W	65 -144
1604 2362	Capacitor - 100 μ F \pm 20% 25V	37 -139
1604 2362	Capacitor - 100 μ F \pm 20% 25V	65 -145
1604 2362	Capacitor - 100 μ F \pm 20% 25V	47 -145
1604 2362	Capacitor - 100 μ F \pm 20% 25V	57 -138
1604 4683	Capacitor - 100 μ F \pm 20% 10V	65 -146
1604 4730	Capacitor - 47 μ F \pm 20% 50V	77 -145
1604 4730	Capacitor - 47 μ F \pm 20% 50V	73 -147
1604 4733	Capacitor - 100 μ F \pm 20% 10V	73 -148
1604 4733	Capacitor - 100 μ F \pm 20% 10V	77 -146
1604 4955	Capacitor - 10 μ F \pm 20% 16V	73 -149
1604 4955	Capacitor - 10 μ F \pm 20% 16V	77 -147
1604 5065	Capacitor 10 μ F: \pm 20%:50V	73 -150
1604 5065	Capacitor 10 μ F: \pm 20%:50v	77 -148
1604 5135	Capacitor - 1000 μ F \pm 20% 10V	37 -140
1604 5135	Capacitor - 1000 μ F \pm 20% 10V	47 -146
1604 5135	Capacitor - 1000 μ F \pm 20% 10V	57 -139
1604 5135	Capacitor - 1000 μ F \pm 20% 10V	65 -147
1604 5136	Capacitor - 680 μ F \pm 20% 10V	47 -147
1604 5136	Capacitor - 680 μ F \pm 20% 10V	37 -141
1604 5136	Capacitor - 680 μ F \pm 20% 10V	57 -140
1604 5136	Capacitor - 680 μ F \pm 20% 10V	65 -148
1605 0971	Ceramic Capacitor	37 -142
1605 0971	Ceramic Capacitor	47 -148
1605 0976	Capacitor - 1 μ F +80% -20% 10V	73 -151
1605 0976	Capacitor - 1 μ F +80% -20% 10V	77 -149
1605 1025	Capacitor - 1000pF \pm 10% 2KV	65 -149
1605 1025	Capacitor - 1000pF \pm 10% 2KV	47 -149
1605 1108	Capacitor - 0.01 μ F \pm 10% 50V	37 -143
1605 1108	Capacitor - 0.01 μ F \pm 10% 50V	47 -150
1605 1148	Capacitor - 0.1 μ F +80-20% 50V	77 -150
1605 1148	Capacitor - 0.1 μ F +80-20% 50V	73 -152
1605 1160	Capacitor:0.22 μ F:+80-20%:16v	65 -150
1605 1163	Ceramic Capacitor - 560pf: \pm 5%:50v	77 -151
1605 1186	Ceramic Capacitor:220pf: \pm 10%:50v	65 -151

Part No.	Description	Page and Index No.
1605 1190	Resistor - 0.022 μ F \pm 10% 50V	77 -152
1605 1197	Capacitor - 6PF \pm 0.5pF 50V	57 -141
1605 1197	Capacitor - 6PF \pm 0.5pF 50V	47 -151
1605 1197	Capacitor - 6PF \pm 0.5pF 50V	37 -144
1605 1198	Capacitor - 7PF: \pm 0.5PF:50V	65 -152
1605 1199	Capacitor - 8PF \pm 0.5pF 50V	37 -145
1605 1199	Capacitor - 8PF \pm 0.5pF 50V	57 -142
1605 1199	Capacitor - 8PF \pm 0.5pF 50V	47 -152
1605 1200	Capacitor - 10PF \pm 0.5pF 50V	37 -146
1605 1200	Capacitor - 10PF \pm 0.5pF 50V	57 -143
1605 1200	Capacitor - 10PF \pm 0.5pF 50V	47 -153
1605 1200	Capacitor - 10PF \pm 0.5pF 50V	65 -153
1605 1202	Capacitor - 15pF \pm 5% 50V	65 -154
1605 1202	Capacitor - 15pF \pm 5% 50V	57 -144
1605 1202	Capacitor - 15pF \pm 5% 50V	37 -147
1605 1202	Capacitor - 15pF \pm 5% 50V	47 -154
1605 1205	Capacitor - 33pF \pm 5% 50V	47 -155
1605 1205	Capacitor - 33pF \pm 5% 50V	65 -155
1605 1208	Capacitor:100pf: \pm 5%:50v	65 -156
1605 1209	Capacitor - 150pF \pm 5% 50V	65 -157
1605 1209	Capacitor - 150pF \pm 5% 50V	37 -148
1605 1209	Capacitor - 150pF \pm 5% 50V	47 -156
1605 1209	Capacitor - 150pF \pm 5% 50V	57 -145
1605 1214	Capacitor - 1000pF \pm 10% 50V	47 -157
1605 1214	Capacitor - 1000pF \pm 10% 50V	37 -149
1605 1214	Capacitor - 1000pF \pm 10% 50V	65 -158
1605 1214	Capacitor - 1000pF \pm 10% 50V	77 -153
1605 1214	Capacitor - 1000pF \pm 10% 50V	73 -153
1605 1214	Capacitor - 1000pF \pm 10% 50V	57 -146
1605 1216	Capacitor - 2200PF \pm 10%50V	65 -159
1605 1216	Capacitor - 2200PF \pm 10%50V	47 -158
1605 1216	Capacitor - 2200PF \pm 10%50V	37 -150
1605 1216	Capacitor - 2200PF \pm 10%50V	57 -147
1605 1221	Capacitor - 0.1 μ F+80-20%16V	73 -154
1605 1221	Capacitor - 0.1 μ F+80-20%16V	65 -160

Part No.	Description	Page and Index No.
1605 1221	Capacitor - 0.1 μ F+80-20%16V	77 -154
1605 1224	Capacitor 4.7 μ F \pm 10% 6.3V	57 -148
1605 1224	Capacitor 4.7 μ F \pm 10% 6.3V	47 -159
1605 1224	Capacitor 4.7 μ F \pm 10% 6.3V	37 -151
1605 1224	Capacitor 4.7 μ F \pm 10% 6.3v	65 -161
1605 1228	Capacitor:0.1 μ F: \pm 10%:25v	47 -160
1605 1228	Capacitor:0.1 μ F: \pm 10%:25V	37 -152
1605 1238	Capacitor - 2.2 μ F \pm 10% 6.3V	47 -161
1605 1238	Capacitor - 2.2 μ F \pm 10% 6.3V	37 -153
1605 1240	Capacitor - 0.01 μ F \pm 10% 25V	57 -149
1605 1240	Capacitor - 0.01 μ F \pm 10% 25V	65 -162
1605 1240	Capacitor - 0.01 μ F \pm 10% 25V	37 -154
1605 1240	Capacitor - 0.01 μ F \pm 10% 25V	47 -162
1605 1288	Capacitor - 220pF \pm 5% 50V	57 -150
1605 1288	Capacitor - 220pF \pm 5% 50V	65 -163
1605 1289	Capacitor - 0.1 μ F \pm 10% 10V	37 -155
1605 1289	Capacitor - 0.1 μ F \pm 10% 10V	47 -163
1605 1289	Capacitor - 0.1 μ F \pm 10% 10V	65 -164
1605 1289	Capacitor - 0.1 μ F \pm 10% 10V	57 -151
1605 1291	Capacitor:2.2 μ F: \pm 10%:10V	57 -152
1605 1295	Capacitor:10 μ F:+80-20%:10V	47 -164
1605 1295	Capacitor:10 μ F:+80-20%:10V	37 -156
1605 1295	Capacitor:10 μ F:+80-20%:10V	57 -153
1605 1295	Capacitor:10 μ F:+80-20%:10v	65 -165
1605 1303	Capacitor - 0.01 μ F +80-20% 50V	73 -155
1605 1303	Capacitor - 0.01 μ F +80-20% 50V	77 -155
1605 1303	Capacitor - 0.01 μ F +80-20% 50V	65 -166
1605 1305	Capacitor - 1 μ F +80-20% 6.3V	57 -154
1605 1305	Capacitor - 1 μ F +80-20% 6.3V	65 -167
1605 1305	Capacitor - 1 μ F +80-20% 6.3V	37 -157
1605 1305	Capacitor - 1 μ F +80-20% 6.3V	47 -165
1605 1307	Capacitor - 2.2 μ F +80-20% 11V	65 -168
1605 1353	Capacitor - 0.1 μ F \pm 10% 25V	73 -156
1605 1353	Capacitor - 0.1 μ F \pm 10% 25V	57 -155
1605 1353	Capacitor - 0.1 μ F \pm 10% 25V	77 -156

Part No.	Description	Page and Index No.
1605 1355	Ceramic Capacitor:680pf:±10%:50V	73 - 157
1607 0551	Inductor - BLM32A07PB	47 - 166
1607 0810	Filter - BK2125HS121	73 - 158
1607 0810	Filter - BK2125HS121	77 - 157
1607 1014	EMI Filter - BLM11P600SPB	57 - 156
1607 1014	EMI Filter - BLM11P600SPB	65 - 169
1607 1014	EMI Filter - BLM11P600SPB	47 - 167
1607 1014	EMI Filter - BLM11P600SPB	37 - 158
1607 1051	Filter -FBMJ2125HS420	37 - 159
1607 1051	Filter -fbmj2125HS420	47 - 168
1607 1051	Filter -FBMJ2125HS420	57 - 157
1607 1051	Filter -fbmj2125hs420	65 - 170
1607 1076	Filter - MMZ1608Y152B	73 - 159
1607 1076	Filter - MMZ1608Y152B	77 - 158
1607 1092	Ferrite Core:RFC-10	5 - 104
1607 1196	Inductor -220uh ±20% 0.33A	73 - 160
1607 1196	Inductor -220uh ±20% 0.33a	77 - 159
1607 1206	Filter - ACC2012L-250	37 - 160
1607 1206	Filter - ACC2012L-250	47 - 169
1607 1241	Filter - MMZ1608R102C	73 - 161
1607 1241	Filter - MMZ1608R102C	77 - 160
1607 1285	Filter Nfm2012p13c105f	65 - 171
1607 1285	Filter NFM2012P13C105F	47 - 170
1607 1285	Filter NFM2012P13C105F	57 - 158
1607 1285	Filter NFM2012P13C105F	37 - 161
1607 1351	Filter Blm21pg221sn1b	65 - 172
1607 1362	Coil - ACM3225-800-2P	57 - 159
1607 1362	Coil - ACM3225-800-2P	47 - 171
1607 1362	Coil - ACM3225-800-2P	37 - 162
1607 1489	Filter - MMZ1608B301C	73 - 162
1607 1489	Filter - MMZ1608B301C	77 - 161
1607 1509	Transformer - Tla-6t118lf	65 - 173
1607 1509	Transformer - TLA-6T118LF	47 - 172
1607 1565	Ferrite Core:Atfc-16813 (EU)	27 - 111
1607 1565	Ferrite Core:Atfc-16813 (EU)	7 - 107

Part No.	Description	Page and Index No.
1607 1568	Filter - MPZ2012S300A	57 - 160
1607 1637	Coil:AcM2012-900-2p	65 - 174
1609 0005	Registor:33 Ω:±5%:1/16w	65 - 175
1609 0011	Registor:22Ω:±5%:1/16w	65 - 176
1609 0020	Registor:10 Ω:±5%:1/16w	65 - 177
1610 1409	Chip Resistor - 6.8Ω ±5%	73 - 163
1610 1409	Chip Resistor - 6.8Ω ±5%	77 - 162
1610 1496	Resistor - 150Ω±0.5%1/16W	47 - 173
1610 1496	Resistor - 150Ω±0.5%1/16W	37 - 163
1610 1697	Resistor - 33Ω±0.5%1/10W	37 - 164
1610 1697	Resistor - 33Ω±0.5%1/10W	47 - 174
1610 1732	Resistor:270 Ω:±5%:1w:6332	77 - 163
1610 1732	Resistor:270 Ω:±5%:1W:6332	73 - 164
1610 1794	Resistor - 150Ω ±0.5% 1/10W	57 - 161
1610 1795	Resistor - 33Ω ±0.5% 1/10W	65 - 178
1610 1795	Resistor - 33Ω ±0.5% 1/10W	57 - 162
1611 8472	Resistor - 4.7K Ω	77 - 164
1611 8472	Resistor - 4.7K Ω	73 - 165
1632 0000	Resistor - 0 Ω 1/8W	57 - 163
1632 0000	Resistor - 0 Ω 1/8W	47 - 175
1632 0000	Resistor - 0 Ω 1/8W	65 - 179
1632 0000	Resistor - 0 Ω 1/8W	37 - 165
1634 0000	Resistor - 0 Ω 1/16W	57 - 164
1634 0000	Resistor - 0 Ω 1/16W	77 - 165
1634 0000	Resistor - 0 Ω 1/16W	47 - 176
1634 0000	Resistor - 0 Ω 1/16W	73 - 166
1634 0000	Resistor - 0 Ω 1/16W	37 - 166
1634 0000	Resistor - 0 Ω 1/16W	65 - 180
1650 4100	Resistor - 10Ω ±5% 1/10W	73 - 167
1650 4100	Resistor - 10Ω ±5% 1/10W	77 - 166
1650 4100	Resistor - 10Ω ±5% 1/10W	65 - 181
1650 4101	Resistor - 100Ω±5%1/10W	37 - 167
1650 4101	Resistor - 100Ω±5%1/10W	77 - 167
1650 4101	Resistor - 100Ω±5%1/10W	65 - 182
1650 4101	Resistor - 100Ω±5%1/10W	47 - 177

Part No.	Description	Page and Index No.
1650 4101	Resistor - 100Ω±5% 1/10W	57 -165
1650 4101	Resistor - 100Ω±5% 1/10W	73 -168
1650 4102	Resistor - 1KΩ ±5% 1/10W	47 -178
1650 4102	Resistor - 1KΩ ±5% 1/10W	57 -166
1650 4102	Resistor - 1KΩ ±5% 1/10W	73 -169
1650 4102	Resistor - 1KΩ ±5% 1/10W	77 -168
1650 4102	Resistor - 1KΩ ±5% 1/10W	37 -168
1650 4102	Resistor - 1KΩ ±5% 1/10W	65 -183
1650 4103	Resistor - 10KΩ ±5% 1/10W	73 -170
1650 4103	Resistor - 10KΩ ±5% 1/10W	37 -169
1650 4103	Resistor - 10KΩ ±5% 1/10W	57 -167
1650 4103	Resistor - 10KΩ ±5% 1/10W	65 -184
1650 4103	Resistor - 10KΩ ±5% 1/10W	77 -169
1650 4103	Resistor - 10KΩ ±5% 1/10W	47 -179
1650 4105	Resistor - 1MΩ ±5% 1/10W	65 -185
1650 4105	Resistor - 1MΩ ±5% 1/10W	57 -168
1650 4105	Resistor - 1MΩ ±5% 1/10W	47 -180
1650 4105	Resistor - 1MΩ ±5% 1/10W	37 -170
1650 4122	Resistor - 1.2KΩ ±5% 1/10W	37 -171
1650 4122	Resistor - 1.2KΩ ±5% 1/10W	47 -181
1650 4122	Resistor - 1.2KΩ ±5% 1/10W	57 -169
1650 4122	Resistor - 1.2KΩ ±5% 1/10W	77 -170
1650 4122	Resistor - 1.2KΩ ±5% 1/10W	73 -171
1650 4122	Resistor - 1.2KΩ ±5% 1/10W	65 -186
1650 4150	Resistor - 15Ω ±5% 1/10W	65 -187
1650 4152	Resistor - 1.5KΩ ±5% 1/10W	47 -182
1650 4152	Resistor - 1.5KΩ ±5% 1/10W	57 -170
1650 4152	Resistor - 1.5KΩ ±5% 1/10W	65 -188
1650 4152	Resistor - 1.5KΩ ±5% 1/10W	37 -172
1650 4153	Resistor - 15K Ω ±5% 1/10W	77 -171
1650 4153	Resistor - 15K Ω ±5% 1/10W	73 -172
1650 4153	Resistor - 15K Ω ±5% 1/10W	57 -171
1650 4153	Resistor - 15K Ω ±5% 1/10W	47 -183
1650 4153	Resistor - 15K Ω ±5% 1/10W	65 -189
1650 4153	Resistor - 15K Ω ±5% 1/10W	37 -173

Part No.	Description	Page and Index No.
1650 4201	Resistor - 200Ω±5% 1/10W	73 -173
1650 4201	Resistor - 200Ω±5% 1/10W	77 -172
1650 4220	Chip Resistor - 22Ω ±5% 1/10W	37 -174
1650 4220	Chip Resistor - 22Ω ±5% 1/10w	65 -190
1650 4220	Chip Resistor - 22Ω ±5% 1/10W	57 -172
1650 4220	Chip Resistor - 22Ω ±5% 1/10W	47 -184
1650 4222	Resistor - 2.2KΩ±5% 1/10W	73 -174
1650 4222	Resistor - 2.2KΩ±5% 1/10W	77 -173
1650 4271	Resistor - 270Ω±5% 1/10W	65 -191
1650 4271	Resistor - 270Ω±5% 1/10W	47 -185
1650 4300	Resistor - 30Ω±5% 1/10W	73 -175
1650 4300	Resistor - 30Ω±5% 1/10W	77 -174
1650 4302	Resistor - 3KΩ±5% 1/10W	77 -175
1650 4302	Resistor - 3KΩ±5% 1/10W	73 -176
1650 4303	Resistor - 30K Ω ±5% 1/10W	37 -175
1650 4303	Resistor - 30K Ω ±5% 1/10W	57 -173
1650 4303	Resistor - 30K Ω ±5% 1/10W	47 -186
1650 4303	Resistor - 30K Ω ±5% 1/10W	65 -192
1650 4330	Chip Resistor - 33Ω ±5% 1/10w	77 -176
1650 4330	Chip Resistor - 33Ω ±5% 1/10W	47 -187
1650 4330	Chip Resistor - 33Ω ±5% 1/10W	73 -177
1650 4330	Chip Resistor - 33Ω ±5% 1/10W	57 -174
1650 4330	Chip Resistor - 33Ω ±5% 1/10w	65 -193
1650 4330	Chip Resistor - 33Ω ±5% 1/10W	37 -176
1650 4331	Resistor - 330Ω±5% 1/10W	65 -194
1650 4331	Resistor - 330Ω±5% 1/10W	37 -177
1650 4331	Resistor - 330Ω±5% 1/10W	47 -188
1650 4331	Resistor - 330Ω±5% 1/10W	57 -175
1650 4431	Resistor - 430Ω±5% 1/10W	73 -178
1650 4431	Resistor - 430Ω±5% 1/10W	77 -177
1650 4470	Resistor - 47Ω±5% 1/10W	37 -178
1650 4470	Resistor - 47Ω±5% 1/10W	73 -179
1650 4470	Resistor - 47Ω±5% 1/10W	57 -176
1650 4470	Resistor - 47Ω±5% 1/10W	47 -189
1650 4471	Resistor - 470Ω±5% 1/10W	47 -190

Part No.	Description	Page and Index No.
1650 4471	Resistor - 470Ω±5%1/10W	65 -195
1650 4471	Resistor - 470Ω±5%1/10W	37 -179
1650 4471	Resistor - 470Ω±5%1/10W	57 -177
1650 4471	Resistor - 470Ω±5%1/10W	77 -178
1650 4472	Resistor - 4.7KΩ ±5% 1/10W	77 -179
1650 4472	Resistor - 4.7KΩ ±5% 1/10W	73 -180
1650 4472	Resistor - 4.7KΩ ±5% 1/10W	47 -191
1650 4472	Resistor - 4.7KΩ ±5% 1/10W	57 -178
1650 4472	Resistor - 4.7KΩ ±5% 1/10W	65 -196
1650 4472	Resistor - 4.7KΩ ±5% 1/10W	37 -180
1650 4473	Resistor - 47KΩ±5%1/10W	73 -181
1650 4473	Resistor - 47KΩ±5%1/10W	77 -180
1650 4512	Resistor - 5.1KΩ±5%1/10W	65 -197
1650 4512	Resistor - 5.1KΩ±5%1/10W	57 -179
1650 4512	Resistor - 5.1KΩ±5%1/10W	37 -181
1650 4512	Resistor - 5.1KΩ±5%1/10W	47 -192
1650 4519	Resistor:5.1Ω:±5%:1/10W	47 -193
1650 4519	Resistor:5.1Ω:±5%:1/10W	37 -182
1650 4519	Resistor:5.1Ω:±5%:1/10W	57 -180
1650 4560	Chip Resistor - 56Ω ±5% 1/10W	37 -183
1650 4560	Chip Resistor - 56Ω ±5% 1/10W	47 -194
1650 4560	Chip Resistor - 56Ω ±5% 1/10W	57 -181
1650 4560	Chip Resistor - 56Ω ±5% 1/10W	65 -198
1650 4562	Resistor - 5.6KΩ ±5% 1/10W	37 -184
1650 4562	Resistor - 5.6KΩ ±5% 1/10W	47 -195
1650 4562	Resistor - 5.6KΩ ±5% 1/10W	57 -182
1650 4562	Resistor - 5.6KΩ ±5% 1/10W	65 -199
1650 4563	Resistor - 56KΩ±5%1/10W	77 -181
1650 4563	Resistor - 56KΩ±5%1/10W	73 -182
1650 4569	Resistor - 5.6 Ω:±5%:1/10W	65 -200
1650 4622	Resistor:6.2kΩ:±5%:1/10w	77 -182
1650 4622	Resistor:6.2kΩ:±5%:1/10W	73 -183
1650 4680	Resistor - 68Ω±5%1/10W	47 -196
1650 4680	Resistor - 68Ω±5%1/10W	73 -184
1650 4680	Resistor - 68Ω±5%1/10W	37 -185

Part No.	Description	Page and Index No.
1650 4680	Resistor - 68Ω±5%1/10W	77 -183
1650 4680	Resistor - 68Ω±5%1/10W	57 -183
1650 4680	Resistor - 68Ω±5%1/10W	65 -201
1650 4681	Resistor - 680Ω ±5% 1/10W	73 -185
1650 4681	Resistor - 680Ω ±5% 1/10W	77 -184
1650 4683	Resistor - 68KΩ ±5% 1/10W	47 -197
1650 4683	Resistor - 68KΩ ±5% 1/10W	57 -184
1650 4683	Resistor - 68KΩ ±5% 1/10W	37 -186
1650 4683	Resistor - 68KΩ ±5% 1/10W	65 -202
1650 4820	Resistor - 82Ω ±5% 1/10W	65 -203
1650 4820	Resistor - 82Ω ±5% 1/10W	57 -185
1650 4820	Resistor - 82Ω ±5% 1/10W	47 -198
1650 4820	Resistor - 82Ω ±5% 1/10W	37 -187
1650 4821	Chip Resistor - 820Ω ±5% 1/10W	37 -188
1650 4821	Chip Resistor - 820Ω ±5% 1/10w	65 -204
1650 4821	Chip Resistor - 820Ω ±5% 1/10W	57 -186
1650 4821	Chip Resistor - 820Ω ±5% 1/10W	47 -199
1650 4824	Resistor:820kΩ:±5%:1/10W:1608	73 -186
1654 1002	Resistor - 10KΩ±5%1/10W	65 -205
1654 1002	Resistor - 10KΩ±5%1/10W	73 -187
1654 1002	Resistor - 10KΩ±5%1/10W	77 -185
1654 1200	Resistor - 120Ω ±1% 1/10W	65 -206
1654 1242	Resistor - 12.4K Ω ±1% 1/10W	65 -207
1654 1242	Resistor - 12.4K Ω ±1% 1/10W	57 -187
1654 1242	Resistor - 12.4K Ω ±1% 1/10W	47 -200
1654 1242	Resistor - 12.4K Ω ±1% 1/10W	37 -189
1654 1600	Chip Resistor:160 Ω	65 -208
1654 3909	Resistor - 39Ω±1%1/10W	57 -188
1654 3909	Resistor - 39Ω±1%1/10W	65 -209
1654 3909	Resistor - 39Ω±1%1/10W	37 -190
1654 3909	Resistor - 39Ω±1%1/10W	47 -201
1654 4301	Resistor - 4.3KΩ±1%1/10W	77 -186
1654 4301	Resistor - 4.3KΩ±1%1/10W	73 -188
1654 4999	Resistor - 49.9Ω±1%1/10W	47 -202
1654 4999	Resistor - 49.9Ω±1%1/10W	65 -210

Part No.	Description	Page and Index No.
1654 5499	Resistor - 54.9Ω±1%1/10W	47 -203
1654 5499	Resistor - 54.9Ω±1%1/10W	65 -211
1654 6801	Resistor - 6.8KΩ±1% 1/10W	77 -187
1654 6801	Resistor - 6.8KΩ±1% 1/10W	73 -189
1654 7509	Resistor - 75Ω±1% 1/10W	47 -204
1654 7509	Resistor - 75Ω±1% 1/10W	65 -212
1654 8200	Resistor - 820Ω±1%1/10W	47 -205
1654 8200	Resistor - 820Ω±1%1/10W	37 -191
1654 8200	Resistor - 820Ω±1%1/10W	65 -213
1654 8200	Resistor - 820Ω±1%1/10W	57 -189
1654 9311	Resistor - 9.31KΩ ±1% 1/10W	47 -206
1660 0100	Capacitor - 10PF ±0.5pF 50V	57 -190
1660 0100	Capacitor - 10PF ±0.5pF 50V	37 -192
1660 0100	Capacitor - 10PF ±0.5pF 50V	47 -207
1660 0100	Capacitor - 10PF ±0.5pF 50V	77 -188
1660 0100	Capacitor - 10PF ±0.5pF 50V	73 -190
1660 2101	Capacitor - 100pF - ±10% - 50V	77 -189
1660 2101	Capacitor - 100pF - ±10% - 50V	47 -208
1660 2101	Capacitor - 100pF - ±10% - 50V	37 -193
1660 2101	Capacitor - 100pF - ±10% - 50V	73 -191
1660 2101	Capacitor - 100pF - ±10% - 50V	57 -191
1660 2220	Capacitor - 22pF ±20% 35V	73 -192
1660 2220	Capacitor - 22pF ±20% 35V	77 -190
1660 2221	Capacitor - 220pF +80-20% 50V	77 -191
1660 2221	Capacitor - 220pF +80-20% 50V	73 -193
1660 2330	Capacitor - 33pF - ±5% - 50V	77 -192
1660 2330	Capacitor - 33pF - ±5% - 50V	73 -194
1660 2391	Capacitor - 390pF ±5% 50V	73 -195
1660 2391	Capacitor - 390pF ±5% 50V	77 -193
1660 2471	Capacitor - 470pF - ±5% - 50V	65 -214
1660 2471	Capacitor - 470pF - ±5% - 50V	77 -194
1660 2471	Capacitor - 470pF - ±5% - 50V	73 -196
1660 4102	Capacitor - 1000pF ±10% 50V	65 -215
1660 4102	Capacitor - 1000pF ±10% 50V	77 -195
1660 4102	Capacitor - 1000pF ±10% 50V	47 -209

Part No.	Description	Page and Index No.
1660 4102	Capacitor - 1000pF ±10% 50V	73 -197
1660 4103	Capacitor - 10000pF - ±10% - 50V	77 -196
1660 4103	Capacitor - 10000pF - ±10% - 50V	73 -198
1660 4103	Capacitor - 10000pF - ±10% - 50V	57 -192
1660 4222	Capacitor - 2200pF - ±10% - 50V	73 -199
1660 4222	Capacitor - 2200pF - ±10% - 50V	77 -197
1660 4332	Capacitor - 3300pF - ±10% - 50V	77 -198
1660 4332	Capacitor - 3300pF - ±10% - 50V	73 -200
1660 6103	Capacitor - 10000pF - +80%-20%50V	65 -216
1660 8104	Capacitor - 0.1μF +80-20% 25V	73 -201
1660 8104	Capacitor - 0.1μF +80-20% 25V	77 -199
1660 8104	Capacitor - 0.1μF +80-20% 25V	65 -217
1902 0056	RAM - 256k X870ns G14	77 -200
1902 0056	RAM - 256k X870NS G14	73 -202
1906 0055	Flash Memory - LH28F128BFHT-PWTL80	37 -194
1906 0055	Flash Memory - LH28F128BFHT-PWTI80	57 -193
1906 0055	Flash Memory - LH28F128BFHT-PWTL80	47 -210
1906 0075	Flash Memory - Mbm29pl64lm90pcn	65 -218
1906 0076	Flash Memory:Mbm29pl12lm12pcn	65 -219
1907 0013	SDRAM:256M:4MX16X4:133Mhz:G1	37 -195
1907 0013	SDRAM:256M:4MX16X4:133Mhz:G1	47 -211
1907 0013	SDRAM:256M:4MX16X4:133MHZ:G1	57 -194

Part No.	Description	Page and Index No.
5353 1803	Wave Washer	23 - 15

Part No.	Description	Page and Index No.